






Industrial & Production Tools



REAL TOOLS FOR REAL WORK.™

Technical Symbols

| | | | | | |
|---|----------------------------|---|----------------------------------|--|----------------------------|
|  | Bitholder outer diameter |  | Drilling |  | Piston stroke length |
|  | Bitholder inner diameter |  | External drilling |  | Piston stroke height |
|  | Collet capacity |  | Studding |  | Tool length |
|  | Shank diameter |  | Spindle attachment |  | Tool height |
|  | Spindle Thread angle |  | Maximum torque in reverse |  | Tool weight |
|  | Thread diameter |  | Max. free speed |  | Drilling capacity in steel |
|  | Connection thread |  | Recommended forward torque range |  | Tapping capacity in steel |
|  | Air inlet diameter |  | Spring max. |  | Reaming capacity in steel |
|  | Minimum hose diameter |  | Spring low |  | Wheel diameter |
|  | Bolt capacity |  | Max. air consumption |  | Orbital movement |
|  | Bolt head capacity |  | Blows per minute |  | Pad diameter |
|  | Torque range peak |  | Vibration level / uncertainty |  | Belt sander/size |
|  | Max. chuck/collet capacity |  | Sound pressure |  | Communication |
|  | Rivet capacity | | |  | Voltage |
| | | | |  | Rated Power |

Tools Performance Classification

| | |
|--|---|
| ★★★ <i>Super-duty tools</i> ★★ <i>Heavy-duty tools</i> ★ <i>Maintenance-duty tools</i> | These tools are designed to tackle the most extreme jobs. Advanced technology gives these tools superior strength and durability across the widest range of applications. |
| ★★★ <i>Super-duty tools</i> ★★ <i>Heavy-duty tools</i> ★ <i>Maintenance-duty tools</i> | The heavy-duty tools are top-quality models that exceed the requirements of highly demanding applications and environments. They are engineered with special features for top power, speed and comfort. |
| ★★★ <i>Super-duty tools</i> ★★ <i>Heavy-duty tools</i> ★ <i>Maintenance-duty tools</i> | Maintenance-duty tools are durable, high-quality, impressively powerful. |

Contents

| | |
|-----------------------------------|-----------|
| Cordless Tools | |
| Cordless Precision Bolting | 6 |
| Cordless 20V Impact Tools | 10 |
| Cordless 12V Impact Tools | 12 |



| | |
|---|-----------|
| Pneumatic Bolting & Drilling | |
| Selection Chart | 16 |
| Bolting Torques | 17 |
| Air Impacttools | 18 |
| ATEX Certified Air Impacttools | 24 |
| Large Drills up to 76 mm capacity Applications | 26 |
| Impacttools Accessories | 27 |



| | |
|---|-----------|
| Pneumatic Grinding & Finishing | |
| Selection Chart | 32 |
| Air Grinders and Sanders | 33 |
| Special Air Grinders/Sanders | 42 |
| Air Random Orbital Sanders | 44 |
| Accessories | 45 |



| | |
|---|-----------|
| Pneumatic Percussive Tools | |
| Air Impact Riveters | 48 |
| Air Hammers and Reciprocating Saws | 49 |
| Air Scalers and Needle Scalers | 50 |
| Air Chippers | 51 |



| | |
|---|-----------|
| Airline & Additional Accessories | |
| Air Filters, Regulators and Lubricators | 56 |
| Quick Release Couplings, Nipples and Hoses | 57 |
| Spring Balancers – Tools Lubricants | 59 |



Our engineers know that a
cordless tool has to Do the Job,
Do it Fast, Do it Every Time.

Cordless Tools

- 6 | Cordless Precision Bolting
- 10 | Cordless 20V Impact Tools
- 12 | Cordless 12V Impact Tools

As a world leader in enhancing productivity, Ingersoll Rand is the only company offering cordless tools specifically engineered for industrial MRO tool users. Our cordless tools deliver portability with the reliability of advanced battery/charger technologies and proven Ingersoll Rand power and durability. With Ingersoll Rand you get cordless tools that work as hard as you. Do the Job, Do it Fast, Do it Every Time.

QXM Cordless Torque Multiplier

The innovative QX Series Cordless Torque Multiplier will reduce your assembly time and cost, while ensuring repeatable accuracy for all torque-critical joints. Designed with a premium gearbox and an efficient, time-tested closed-loop transducer, this tool will fasten the bolt, validate, and record each result, managing your total operation.

Accuracy: Ingersoll Rand's closed-loop transducer control at the heart of the tool delivers precise torque and accurate, traceable results—it's precision where you need it most.

Control: A multi-function display module allowing for quick setup and feedback on every QX Series™ tool. User-programmable configurations such as torque, angle and gang count that reduce the number of tools needed for multiple applications.

Comfort: Cordless and compact, the QX Series™ Torque Multiplier allows operators to move freely without the need of bulky air or hydraulic hoses, compressors, generators or powerpacks. Tethering points to safely secure the tool.



Communication: USB standard, wireless communication optional. Data management, process control and the ability to adjust tool configurations (Ethernet, fieldbus and I/O capable).

Versatility: Fast programming that makes the tool adaptable to multiple applications. Cordless and portable to allow operators to move freely around any workplace or environment.

QX Multiplier



QX Series™ Torque Multiplier Kit

QX Series™ Angle Torque Multiplier



**Kit includes (1) tool, (2) BL2022 5.0 Ah batteries, (1) BC1121-EU charger and (1) tool bag. Hard case available as a separate option.

Ingersoll Rand offers custom Angle Torque Multiplier tools within the torque range from 16 to 2000Nm. Please contact your sales representative for more details.

Common Bolting Strategies

Torque



Achieve desired torque within high and low limits

Angle



Achieve target rotation within high and low limits

Gang Count



Counts all rundowns to ensure all bolts have been fastened

+ If additional control is needed, Ingersoll Rand's ICS software gives you even more options to adapt to the most complicated bolting applications.

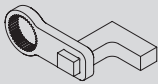
Technical Specifications at 6.2 bar (90 psi) dynamic pressure at inlet

| Model No. | MAX nm | 1 min rpm | kg | L mm | mm | V | in | Communication |
|-------------------------|-----------|-----------|------|------|-----|-----|------|--------------------|
| QX Series™ Pistol | | | | | | | | |
| QXC2PT200NPS12 | 40-200 | 45 | 3.62 | 373 | 56 | 20V | 3/4" | Via USB Cable Only |
| QXC2PT500NPS12 | 100-500 | 18 | 3.62 | 373 | 56 | 20V | 3/4" | Via USB Cable Only |
| QXC2PT1000NPS12 | 200-1,000 | 9 | 5.44 | 419 | 80 | 20V | 3/4" | Via USB Cable Only |
| QXC2PT1350NPS16 | 270-1,350 | 7 | 5.44 | 419 | 80 | 20V | 1" | Via USB Cable Only |
| QXC2PT2000NPS16 | 400-2,000 | 5 | 6.80 | 452 | 80 | 20V | 1" | Via USB Cable Only |
| QXX2PT200NPS12 | 40-200 | 45 | 3.62 | 373 | 56 | 20V | 3/4" | Wireless Enabled |
| QXX2PT500NPS12 | 100-500 | 18 | 3.62 | 373 | 56 | 20V | 3/4" | Wireless Enabled |
| QXX2PT1000NPS12 | 200-1,000 | 9 | 5.44 | 419 | 80 | 20V | 3/4" | Wireless Enabled |
| QXX2PT1350NPS16 | 270-1,350 | 7 | 5.44 | 419 | 80 | 20V | 1" | Wireless Enabled |
| QXX2PT2000NPS16 | 400-2,000 | 5 | 6.80 | 452 | 80 | 20V | 1" | Wireless Enabled |
| QX Series™ Pistol Kit* | | | | | | | | |
| QXC2P200S12K2 | 40-200 | 45 | 3.62 | 373 | 56 | 20V | 3/4" | Via USB Cable Only |
| QXC2P500S12K2 | 100-500 | 18 | 3.62 | 373 | 56 | 20V | 3/4" | Via USB Cable Only |
| QXC2P1000S12K2 | 200-1,000 | 9 | 5.44 | 419 | 80 | 20V | 3/4" | Via USB Cable Only |
| QXC2P1350S16K2 | 270-1,350 | 7 | 5.44 | 419 | 80 | 20V | 1" | Via USB Cable Only |
| QXC2P2000S16K2 | 400-2,000 | 5 | 6.80 | 452 | 80 | 20V | 1" | Via USB Cable Only |
| QXX2P200PS12K2 | 40-200 | 45 | 3.62 | 373 | 56 | 20V | 3/4" | Wireless Enabled |
| QXX2P500PS12K2 | 100-500 | 18 | 3.62 | 373 | 56 | 20V | 3/4" | Wireless Enabled |
| QXX2P1000PS12K2 | 200-1,000 | 9 | 5.44 | 419 | 80 | 20V | 3/4" | Wireless Enabled |
| QXX2P1350PS16K2 | 270-1,350 | 7 | 5.44 | 419 | 80 | 20V | 1" | Wireless Enabled |
| QXX2P2000PS16K2 | 400-2,000 | 5 | 6.80 | 452 | 80 | 20V | 1" | Wireless Enabled |
| QX Series™ Angle Wrench | | | | | | | | |
| QXX5A45T0180PS12 | 16-180 | 110 | 4.25 | 560 | 150 | 40V | 3/4" | Wireless Enabled |
| QXX5A45T0270PS12 | 54-270 | 77 | 4.25 | 560 | 150 | 40V | 3/4" | Wireless Enabled |
| QXX2A52T0396PS12 | 79-395 | 21 | 3.54 | 535 | 175 | 20V | 3/4" | Wireless Enabled |
| QXX2A52T0594PS12 | 119-594 | 14 | 4.06 | 535 | 175 | 20V | 3/4" | Wireless Enabled |
| QXX5A52T0880PS12 | 180-880 | 23 | 4.60 | 560 | 175 | 40V | 3/4" | Wireless Enabled |
| QXX5A72T1080PS16 | 216-1,080 | 19 | 5.97 | 575 | 195 | 40V | 1" | Wireless Enabled |
| QXX5A72T1620PS16 | 324-1,620 | 13 | 5.97 | 575 | 195 | 40V | 1" | Wireless Enabled |

*Kits include bare tool, two (2) BL2022-EU batteries, BC1121-EU charger and TB2 tool bag

Reaction Arms

Ingersoll Rand offers the following variety of reaction arms for different applications. Reaction arms are available in both 52 mm and 72 mm spline drives, depending on the size of the gearbox.



Cranked, 45 or 90 degrees



Straight, aluminum or steel (multiple lengths available)



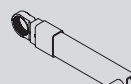
Plate and pin (multiple lengths available)



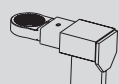
Double-sided



Sliding slave kit (multiple lengths available)



Sliding peg and yoke assembly (multiple lengths available)



Sliding yoke, paddle and yoke assembly (multiple lengths available)



Blank welding ring

Adaptable to Your Application.



From pipeline flange bolts to truck frame assembly, the QX Series™ Cordless Torque Multiplier has the range, accuracy and configurations to tackle your bolting needs. Sharing the same IQV Series™ power platform with our industrial cordless and QX Series™ assembly tools, the Torque Multiplier expands our broad range of cordless bolting solutions.

Oil and Gas



- Flanges
- Heat Exchanges
- High Pressure Valves

Infrastructure



- Bridges
- Road Ways
- Steel Structures

Heavy Equipment



- Excavators
- Diesel and Gas Engines
- Construction/Truck

Wind



- Foundation Bolts
- Gearboxes
- General Maintenance

Rail



- Rail Car Maintenance
- Locomotive Assembly
- Infrastructure Installation/
Maintenance

Power Gen



- Turbines
- Valves Connections and Flanges
- Generators

INSIGHT™ Connect App

The INSIGHT™ Connect app will help you stay productive, mobile and in control of your fastening process. It programs any QXM tool without the need for additional technical training, special software or a laptop computer. Working from a smartphone or tablet, operators can use the app to quickly program the torque and angle control configurations on these closed-loop, transducerized tools.

Once installed, the INSIGHT™ Connect app can operate offline, so it functions in large facilities or other locations where Internet signal loss may be a problem, reducing downtime and maximizing ease of use. You can quickly perform key tasks with your mobile device, including:



- Strategy
 - Torque
 - Angle
 - Torque + angle
- Back-up and restore tool settings
- Retrieval of tool logs and the ability to send via email for post-processing
- Review audit logs



Notes

IQV20 Series

As power tools are called on to perform, our cordless IQV20 Series 20-volt tools is specially designed by our engineers for industrial MRO and manufacturing applications.

Performance with high power and long-life 20V lithium-ion battery that delivers max torque.

Durability with robust, patented metal reinforced housing withstands repeated drops.









Versatility as cordless portability delivers performance where you need it the most.



IQV20 Impact Wrenches



Technical Specifications









| | Model No. | CPN |  |  |  |  |  |  |  |  | |
|------------------------|---------------|-------------|---|---|---|---|---|---|---|---|---|
| Impacttools | | | | | | | | | | | |
| Tool only | W5130 | 48377840 | 20 | 3/8" Hog Ring | 245 | 1,700 | 2,900 | 1.60 | 168 | 91.0 | 8.8/2.6 |
| Kit ⁽¹⁾ | W5130-K22-EU | 47530973001 | | | | | | | | | |
| Tool only | W5131P | 48620819 | 20 | 3/8", Pin Detent | 215 | 1,900 | 2,800 | 1.60 | 150 | 86.0 | 4.7/1.2 |
| Kit ⁽¹⁾ | W5131P-K22-EU | 47530975001 | | | | | | | | | |
| Tool only | W5133 | 47636405001 | 20 | 3/8", Square Hog Ring | 500 | 2,100 | 3,300 | 2.40 | 179 | 90.0 | 12.6/1.7 |
| Kit ⁽²⁾ | W5133-K22-EU | 47637349001 | | | | | | | | | |
| Tool only | W5133P | 47624610001 | 20 | 3/8", Pin Retainer | 500 | 2,100 | 3,300 | 2.40 | 179 | 90.0 | 12.6/1.7 |
| Tool only | W5150 | 48620801 | 20 | 1/2", Hog Ring | 245 | 1,700 | 2,900 | 1.60 | 168 | 91.0 | 8.8/2.6 |
| Kit ⁽¹⁾ | W5150-K22-EU | 47530977001 | | | | | | | | | |
| Tool only | W5151P | 48620827 | 20 | 1/2", Pin Detent | 215 | 1,900 | 2,800 | 1.60 | 154 | 86.0 | 4.7/1.2 |
| Kit ⁽¹⁾ | W5151P-K22-EU | 47530979001 | | | | | | | | | |
| Tool only | W5153 | 47636406001 | 20 | 1/2", Hog Ring | 500 | 2,100 | 3,300 | 2.40 | 183 | 90.0 | 12.6/1.7 |
| Kit ⁽²⁾ | W5153-K22-EU | 47637362001 | | | | | | | | | |
| Tool only | W5153P | 47624611001 | 20 | 1/2", Pin Retainer | 400 | 2,100 | 3,300 | 2.10 | 179 | 90.0 | 16.1/2.6 |
| Tool only | W7150EU | 48391692 | 20 | 1/2", Hog Ring | 1.057 | 1,900 | 2,300 | 3.10 | 238 | 89.0 | 12.2/1.8 |
| Kit ⁽¹⁾ | W7150EU-K22 | 47524963001 | | | | | | | | | |
| Tool only | W7152 | 47633386001 | 20 | 1/2", Hog Ring | 1.360 | 1,900 | 2,450 | 3.40 | 207 | 95.0 | 17.0/3.7 |
| Kit ⁽¹⁾ | W7152-K22-EU | 47633406001 | | | | | | | | | |
| Tool only | W7152P | 47633391001 | 20 | 1/2", Pin Retainer | 1.360 | 1,900 | 2,450 | 3.40 | 207 | 95.0 | 17.0/3.7 |
| Kit ⁽¹⁾ | W7152P-K22-EU | 47633407001 | | | | | | | | | |
| Tool only | W7172 | 47663441001 | 20 | 3/4", Square | 1,360 | 1,900 | – | 3.50 | 215 | 95.0 | 17.0/3.7 |
| Kit ⁽¹⁾ | W7172-K22-EU | 47663446001 | | | | | | | | | |
| Tool only | W7252 | 47633389001 | 20 | 1/2", Hog Ring | 1,360 | 1,900 | 2,035 | 3.60 | 257 | 95.0 | 17.2/2.3 |
| Kit ⁽¹⁾ | W7252-K22-EU | 47633408001 | | | | | | | | | |
| 1/4" Hex Impact Driver | | | | | | | | | | | |
| Tool only | W5111 | 48620793 | 20 | 1/4", Hex | 215 | 1,900 | 2,800 | 1.60 | 154 | 86.0 | 4.7/1.2 |
| Kit ⁽¹⁾ | W5111-K22-EU | 47530971001 | | | | | | | | | |

(1) Kits Include a carrying case with the tool and 2 Li-Ion batteries (5.0 Ah for K22B or 2.5 Ah for K22) and universal charger
(2) Kits Include a carrying case with the tool and 2 Li-Ion batteries (2.5 and 5.0 Ah for K22A) and universal charger
(3) ISO28927 – 3-axis measurement: vibration level/measurement uncertainty.











IQV20 Ratchet & Angle Wrenches

Technical Specifications

| | Model No. | CPN |  |  |  |  |  |  |  |  |
|------------------|--------------|-------------|---|---|---|---|---|---|---|---|
| Ratchet Wrenches | | | | | | | | | | |
| Tool only | R3130 | 48621023 | 20 | 3/8", Square | 73 | 225 | 2.00 | 445 | 86.0 | 2.8/0.7 |
| Kit (1) | R3130-K12-EU | 47530966001 | | | | | | | | |
| Kit (1) | R3130-K22-EU | 47530967001 | | | | | | | | |
| Tool only | R3150 | 48621056 | 20 | 1/2", Square | 73 | 225 | 2.00 | 445 | 86.0 | 2.8/0.7 |
| Kit (1) | R3150-K12-EU | 47530968001 | | | | | | | | |
| Kit (1) | R3150-K22-EU | 47530969001 | | | | | | | | |
| Tool only | W5350 | 47514541001 | 20 | 1/2", Hog Ring | 245 | 1,900 | 2.06 | 439 | 85.0 | 10.3/6.3 |
| Kit | W5350-K12-EU | 47530981001 | | | | | | | | |
| Tool only | W5330 | 47514540001 | 20 | 3/8", Hog Ring | 245 | 1,900 | 2.06 | 439 | 85.0 | 10.3/6.3 |
| Kit | W5330-K12-EU | 47530980001 | | | | | | | | |

IQV20 Drill/Driver

Technical Specifications

| | Model No. | CPN |  |  |  |  |  |  |  |  |
|--------------|--------------|-------------|---|---|---|---|---|---|---|---|
| Drill/Driver | | | | | | | | | | |
| Tool only | D5140 | 48489546 | 20 | 13 | 80 | 500/1,900 | 2.45 | 235 | 75.0 | < 2.5 |
| Kit (2) | D5140-K22-EU | 47530987001 | | | | | | | | |

(1) Kits include a carrying case with the tool, 1 Li-Ion battery 2.5 Ah and universal charger.
(2) Kit includes a carrying case with the tool, 2 Li-Ion batteries 5.0 Ah and universal charger.
(3) ISO28927 – 3-axis measurement: vibration level/measurement uncertainty.



IQV20 Cordless Tools Accessories & other tools

| Model No. | CPN | Description | Compatibility |
|----------------|-------------|--|-----------------------|
| BC1121-EU | 47507874001 | 12/20V Charger | All IQV20 tools |
| BL2012 | 47515903001 | 20 V, 2.5 Ah, Li-Ion battery | All IQV20 tools |
| BL2022 | 47515902001 | 20 V, 5.0 Ah, Li-Ion battery | All IQV20 tools |
| L5110 | 48489561 | LED Task-light 180 LUX | All IQV20 batteries |
| W7150-BOOT | 48401855 | Protective tool boot in vinyl material | W7150EU |
| W7152-BOOT | 47621732001 | Protective tool boot in vinyl material | W7152, W7152P |
| W5130-BOOT | 48624753 | Protective tool boot in vinyl material | W5130, W5150 |
| W5111-BOOT | 47499747001 | Protective tool boot in vinyl material | W5131P, W5151P, W5111 |
| LUB5130 | 47503006 | Cordless Grease Gun | LUB5130 |
| LUB5130-K12-EU | 47503151001 | 20V Grease Gun 1 Bat Kit, 2.5AH, EU | LUB5130 |

IQV¹² Series

The IQV¹² Series 12-volt tools is offering versatile performance, cordless convenience and rugged durability in a light weight and compact tool combined with an ergonomic design that improve accessibility and minimize the operator fatigue.

Accessibility: the compact, cordless design of every IQV12 Series tool makes accessing tight spaces easier.

Comfort: lightweight design and small handles help minimize fatigue, making tools more ergonomic and comfortable to hold.

Durability: reinforced, chemical and impact resistant housings, designed to withstand tough environments.



IQV¹² Impacttools and Screwdrivers



Technical Specifications

| | Model No. | CPN | V | in | Recom. Nm | Max. Nm | 1 min rpm | bpm | kg | mm | dB(A) | m/s ² /K ⁽³⁾ |
|------------------------|------------|-------------|----|----------------|-----------|---------|-------------|-------|------|-----|-------|------------------------------------|
| Impacttool | | | | | | | | | | | | |
| Tool only | W1130 | 47500084001 | 12 | 3/8", Hog Ring | 20–100 | 135 | 2,700 | 3,300 | 1.04 | 150 | 82.0 | 3.8/2.7 |
| Kit (1) | W1130EU-K2 | 47500089001 | | | | | | | | | | |
| Tool only | W1120 | 47500081001 | 12 | 1/4", Hog Ring | 20–100 | 135 | 2,700 | 3,300 | 1.03 | 150 | 82.0 | 3.8/2.7 |
| Kit (1) | W1120EU-K2 | 47500088001 | | | | | | | | | | |
| 1/4" Hex Impact Driver | | | | | | | | | | | | |
| Tool only | W1110 | 47500078001 | 12 | 1/4", Hex | 20–100 | 135 | 2,700 | 3,300 | 1.05 | 150 | 82.0 | 4.5/3.0 |
| Kit (1) | W1110EU-K2 | 47500087001 | | | | | | | | | | |
| Screwdriver | | | | | | | | | | | | |
| Tool only | D1410 | 47500114001 | 12 | 1/4", Hex | 2–20 | 23 | 400 – 1,600 | — | 0.95 | 130 | 64.0 | < 2.5 |
| Kit (1) | D1410EU-K2 | 47500117001 | | | | | | | | | | |

(1) Kits include a bag with the tool, 2 Li-Ion batteries and universal charger.

(2) ISO28927 – 3-axis measurement: vibration level/measurement uncertainty.



See accessories on following page



IQV¹² Ratchet Wrenches

Technical Specifications

| | Model No. | CPN | V | in | Recom. Nm | Max. Nm | 1 min rpm | kg | mm | dB(A) | m/s ² /K ⁽³⁾ |
|------------------|------------|-------------|----|-------------|-----------|---------|-----------|------|-----|-------|------------------------------------|
| Ratchet Wrenches | | | | | | | | | | | |
| Tool only | R1120 | 47500060001 | 12 | 1/4" Square | 7–34 | 40 | 260 | 0.98 | 280 | 86.0 | 2.8/0.7 |
| Kit (1) | R1120EU-K1 | 47500064001 | | | | | | | | | |
| Tool only | R1130 | 47500062001 | 12 | 3/8" Square | 7–34 | 40 | 260 | 0.98 | 280 | 76.0 | < 2.5 |
| Kit (1) | R1130EU-K1 | 47500065001 | | | | | | | | | |











IQV¹² Drill/Driver

Technical Specifications

| | Model No. | CPN | V | Max. Nm | 1 min rpm | kg | mm | dB(A) | m/s ² /K ⁽³⁾ |
|--------------|------------|-------------|----|---------|-----------|------|-----|-------|------------------------------------|
| Drill/Driver | | | | | | | | | |
| Tool only | D1130 | 47500112001 | 12 | 23 | 400–1,600 | 1.10 | 190 | 64.0 | < 2.5 |
| Kit (2) | D1130EU-K2 | 47500116001 | | | | | | | |

IQV¹² Specialty Tools

Technical Specifications

| | Model No. | CPN |  |  |  |  |  |  |  |  |  |  |
|-------------------|------------|-------------|---|---|---|---|---|---|---|---|---|---|
| Polisher / Sander | | | | | | | | | | | | |
| Tool | G1621 | 47542795001 | 12 | 50 (2") | – | – | 2,200 | – | 1.28 | 144 | 67.0 | 3.0 / 0.8 |
| Kit (2) | G162EU-K2 | 47540140001 | | 75 (3") | | | | | | | | |
| Belt Sander | | | | | | | | | | | | |
| Tool | G1811 | 47559185001 | 12 | – | – | 10x330 | 7,000 | – | 1,00 | 212 | 67.0 | 3.0 / 0.8 |
| Kit (2) | G1811EU-K2 | 47559180001 | | | | | | | | | | |
| Reciprocating Saw | | | | | | | | | | | | |
| Tool | C1101 | 47559324001 | 12 | – | 14 | – | – | 3,300 | 0.97 | 298 | 77.0 | 17.9 / 7.8 |
| Kit (2) | C1101EU-K2 | 47559320001 | | | | | | | | | | |

IQV¹² Cordless Tools Accessories

| Model No. | CPN | Description | Compatibility |
|-----------|-------------|---------------------------|-----------------|
| BC1110-EU | 47499973001 | 12/20V Charger | All IQV20 tools |
| BL1203 | 24206179 | 12 V, 2 Ah Li-Ion battery | All IQV12 tools |
| L1110 | 47500109001 | LED Task-light 180 LUX | BL1203 battery |

(1) Kits include a bag with the tool, 1 Li-Ion battery and universal charger.

(2) Kit includes a bag with the tool, 2 Li-Ion batteries and universal charger.

(3) ISO28927 – 3-axis measurement: vibration level/measurement uncertainty.



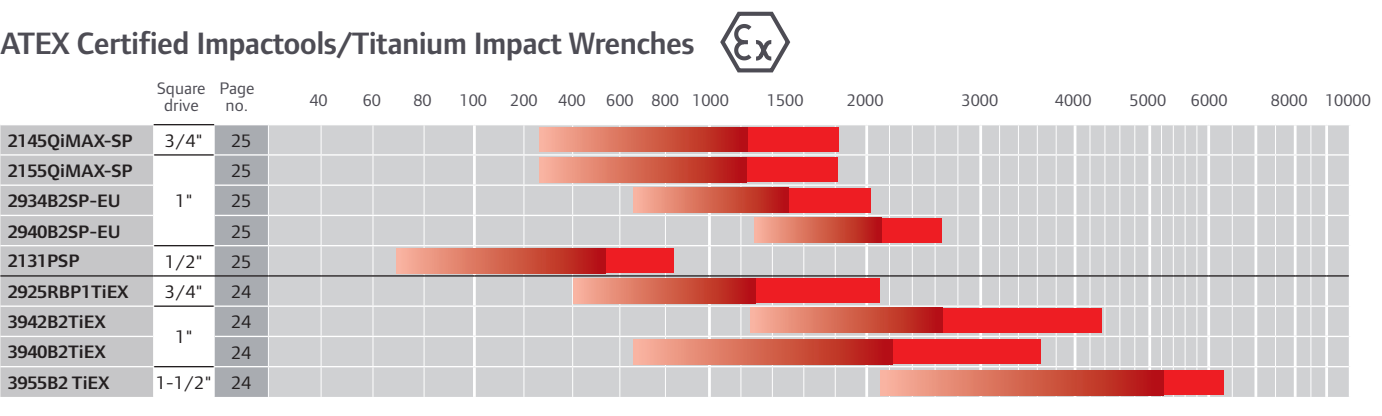
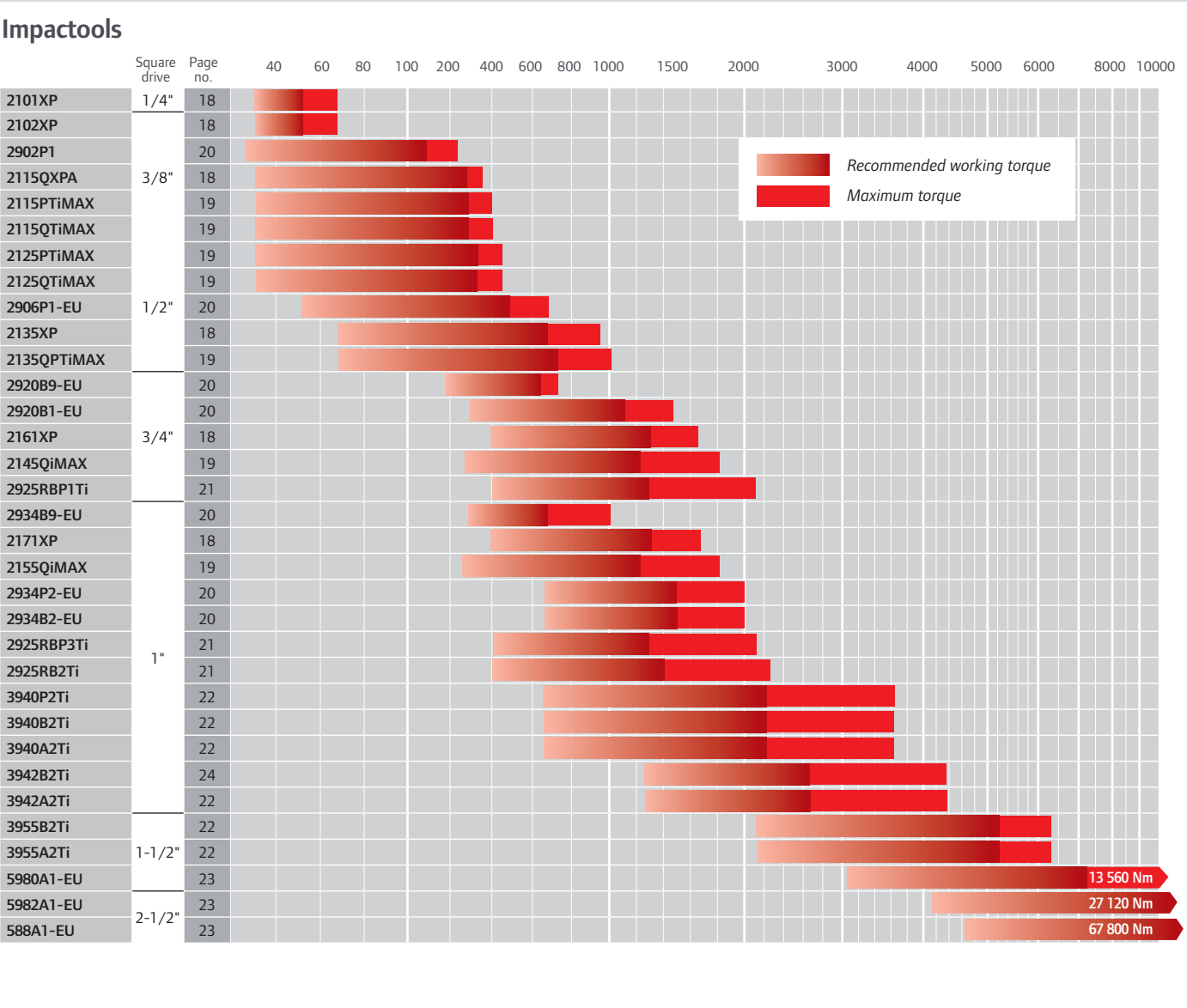
Performance
Reliability
Durability





Pneumatic Bolting & Drilling

- 16 | Selection Chart
- 17 | Bolting Torques
- 18 | Air Impacttools
- 24 | ATEX Certified Air Impacttools
- 26 | Large Drills up to 76 mm capacity
- 27 | Impacttools Accessories

Productivity has come a long way since Ingersoll Rand introduced the first Impactool™ in 1934. What has not changed is our reputation for world-class tools that set the industry standard for power, durability, and reliability. Every Impactool bearing the Ingersoll Rand name reflects our commitment to delivering cutting-edge tool designs that work as hard as you do and provide maximum comfort, safety, efficiency, and serviceability. Throughout this catalog, you will find Ingersoll Rand Impactools offering several different impact technologies to best suit your wide range of applications.



DIN267 Bolt Grade: bolt grade consists of two figures which refer to the following characteristics of the bolt:
1st digit = 10% of breaking load in kg/mm² — **2nd digit** = 10% of ratio between minimum elastic limit and minimum breaking load.

| Bolt grade DIN267 ⇨ | | 3.6 | 4.6 | 4.8 | 5.6 | 5.8 | 6.8 | 8.8 | 10.9 | 12.9 |
|--|--|----------------------|------|------|------|-------|-------|-------|-------|-------|
|  mm |  mm | Maximum torque in Nm | | | | | | | | |
| M4 | 7 | 0.85 | 1.1 | 1.5 | 1.4 | 1.9 | 2.3 | 2.9 | 4.1 | 4.9 |
| M5 | 9 | 1.7 | 2.2 | 3.0 | 2.8 | 3.7 | 4.5 | 6.0 | 8.5 | 10 |
| M6 | 10 | 2.9 | 3.8 | 5.1 | 4.8 | 6.4 | 7.7 | 10 | 14 | 17 |
| M8 | 13 | 7.0 | 9.3 | 12 | 12 | 16 | 19 | 25 | 35 | 41 |
| M10 | 17 | 14 | 19 | 25 | 23 | 31 | 37 | 49 | 69 | 83 |
| M12 | 19 | 24 | 32 | 43 | 40 | 54 | 65 | 86 | 120 | 145 |
| M14 | 22 | 39 | 51 | 68 | 64 | 86 | 105 | 135 | 190 | 230 |
| M16 | 24 | 59 | 79 | 105 | 98 | 130 | 155 | 210 | 295 | 355 |
| M18 | 27 | 81 | 110 | 145 | 135 | 180 | 215 | 290 | 405 | 485 |
| M20 | 30 | 115 | 155 | 205 | 190 | 255 | 305 | 410 | 580 | 690 |
| M22 | 32 | 155 | 205 | 275 | 260 | 345 | 415 | 550 | 780 | 930 |
| M24 | 36 | 200 | 265 | 350 | 330 | 440 | 530 | 710 | 1000 | 1200 |
| M27 | 41 | 295 | 390 | 520 | 490 | 650 | 780 | 1050 | 1500 | 1800 |
| M30 | 46 | 395 | 530 | 710 | 660 | 880 | 1050 | 1450 | 2000 | 2400 |
| M33 | 50 | 540 | 720 | 960 | 900 | 1200 | 1450 | 1900 | 2700 | 3250 |
| M36 | 55 | 690 | 920 | 1250 | 1150 | 1550 | 1850 | 2450 | 3450 | 4150 |
| M39 | 60 | 920 | 1200 | 1600 | 1500 | 2000 | 2400 | 3200 | 4500 | 5400 |
| M42 | 65 | 1100 | 1500 | 1950 | 1850 | 2450 | 2950 | 3950 | 5550 | 6650 |
| M45 | 70 | 1400 | 1850 | 2450 | 2300 | 3100 | 3700 | 4950 | 6950 | 8350 |
| M48 | 75 | 1700 | 2250 | 3000 | 2800 | 3750 | 4450 | 5950 | 8400 | 10100 |
| M52 | 80 | 2150 | 2900 | 3850 | 3600 | 4800 | 5750 | 7650 | 10800 | 12900 |
| M56 | 85 | 2700 | 3600 | 4800 | 4500 | 5950 | 7150 | 9550 | 13400 | 16100 |
| M60 | 90 | 3350 | 4450 | 5950 | 5550 | 7400 | 8900 | 11900 | 16700 | 20000 |
| M64 | 95 | 4000 | 5350 | 7150 | 6700 | 8950 | 10700 | 14300 | 20100 | 24100 |
| M68 | 100 | 4850 | 6500 | 8650 | 8100 | 10800 | 13000 | 17300 | 24300 | 29100 |

Impact Mechanisms



Ingersoll Rand Impacttools and Wrenches are available in a choice of configurations with straight or pistol grip handles and inside or outside triggers – Square drives from 3/8" to 2-1/2" are offered. They use the most advanced materials and design to provide unequalled power to weight ratios – some tools are specially designed for use in hazardous industrial areas.

Three powerful impact mechanism designs available

Twin Hammer, delivers more power per pound and is less sensitive to air pressure fluctuations than any other design – Smooth, balanced blow – High power-to-weight ratio – Suitable for hard or soft-draw applications. This Ingersoll Rand technology has become the industry standard. An automatic pressure feed grease system supplies grease to the impact mechanism.

Jumbo Hammer, performs similarly to the Twin Hammer but contains only three working parts. An automatic pressure feed grease system supplies grease to the impact mechanism.

Ball & Cam mechanisms are ideal for soft draw applications and are commonly used in larger impacttools.



2100XP-Series

Perfect for any maintenance and repair application, the 2100XP Series tools deliver maximum power and control, along with unmatched reliability that comes from more than a century of proven engineering and innovation.

Performance: Ingersoll Rand Twin Hammer impact mechanism is the strongest, most durable and longest life mechanism in the industry.

Control: one-hand forward/reverse switch for easy operation and power regulator.

Comfort: ergonomic handle design and textured finish provide a secure and comfortable grip.



2135XP

Air Impacttools



2102XPA



2115QXPA















2161XP



2171XP

Technical Specifications at 6.2 bar (90 psi) dynamic pressure at inlet

| Model No. | CPN |  |  |  |  |  |  |  |  |  |  |  |  |
|---|-------------|---|---|---|---|---|--|---|---|---|---|---|---|
| Air Impacttools/Simple Hammer Mechanism | | | | | | | | | | | | | |
| 2101XPA | 47520745001 | 1/4" Square | 34–54 | 75 | 14,500 | 3,650 | 0.70 | 175 | 1/4" | 10 | 4.7 | 84.8 | 3.0/1.0 |
| 2102XPA | 47520747001 | 3/8" ring type | 34–54 | 75 | 14,500 | 3,650 | 0.70 | 175 | 1/4" | 10 | 4.7 | 84.8 | 3.0/1.0 |
| Air Impacttools/Twin Hammer Mechanism | | | | | | | | | | | | | |
| 2115QXPA | 45632130 | 3/8" ring type | 34–285 | 370 | 15,000 | 1,500 | 1.13 | 151 | 1/4" | 10 | 8.0 | 94.0 | 7.5/1.8 |
| 2135QXPA | 47517913001 | 1/2" ring type | 68–680 | 1,057 | 9,800 | 1,250 | 1.80 | 187 | 1/4" | 10 | NA | 90.7 | 13.3/4.6 |
| 2135PQXPA | 47518811001 | 1/2" Pin Anvil | 949 | 1,057 | 11,000 | 1,250 | 1.80 | 189 | 1/4" | 10 | NA | 90.7 | 13.3/4.6 |
| 2161XP | 01372085 | 3/4" ring type | 407–1,356 | 1,695 | 6,000 | 1,025 | 5.35 | 216 | 3/8" | 13 | 21.5 | 94.7 | 9.8/1.8 |
| 2171XP | 01378165 | 1" ring type | 407–1,356 | 1,695 | 6,000 | 1,025 | 5.47 | 226 | 3/8" | 13 | 21.5 | 94.7 | 10.3/1.3 |

(1) ISO28927 – 3-axis measurement: vibration level/measurement uncertainty.

2100XP-Series Accessories

| Model No. | CPN | Description | Compatibility |
|------------|----------|--|----------------|
| 2115M-BOOT | 45602174 | Protective tool boot in vinyl material | 2115QXPA |
| 2130-BOOT | 45505369 | Protective tool boot in vinyl material | 2130XP |
| 2135M-BOOT | 45545977 | Protective tool boot in vinyl material | 2135QXPA |
| 2161-BOOT | 45505401 | Protective tool boot in vinyl material | 2161XP, 2171XP |

2100MAX-Series

The 2100MAX Series are premium quality tools for the most demanding applications. Engineered with special features for maximum power, control and reliability. Their new design includes enhanced controls for even greater comfort and convenience

Performance: Ingersoll Rand Twin Hammer impact mechanism is the strongest, most durable and longest life mechanism in the industry.

Control: feather-touch trigger, wider range of power regulator settings in forward, always maximum power in reverse.

Comfort: ergonomic composite housing is lightweight, protects from cold air and offers great operator comfort. Patented Quiet Tool technology – reduces sound levels caused by air pulsating through the impact motor.



2235QiMAX



2100MAX-Series power and reverse controls



2125PTiMAX



2145QiMAX



2155QiMAX













2235QTiMAX-2



2235QTiMAX

Technical Specifications at 6.2 bar (90 psi) dynamic pressure at inlet

| Model No. | CPN |  |  |  |  |  |  |  |  |  |  | | |
|---------------------------------------|-------------|---|---|---|---|---|---|---|---|---|---|---|---|
| Air Impacttools/Twin Hammer Mechanism | | | | | | | | | | | | | |
| 2115PTiMAX | 45587540 | 3/8" pin type | 34–312 | 407 | 15,000 | 1,500 | 1.13 | 151 | 1/4" | 10 | 8.0 | 93.2 | 7.5/1.8 |
| 2115QTiMAX | 45587326 | 3/8" ring type | 34–312 | 407 | 15,000 | 1,500 | 1.13 | 151 | 1/4" | 10 | 8.0 | 93.2 | 7.5/1.8 |
| 2125PTiMAX | 45587565 | 1/2" pin type | 34–340 | 450 | 15,000 | 1,500 | 1.14 | 155 | 1/4" | 10 | 8.0 | 93.2 | 7.5/1.8 |
| 2125QTiMAX | 45587524 | 1/2" ring type | 34–340 | 450 | 15,000 | 1,500 | 1.14 | 155 | 1/4" | 10 | 8.0 | 93.2 | 7.5/1.8 |
| 2135QTiMAX | 45535572 | 1/2" pin type | 68–746 | 1,057 | 9,800 | 1,250 | 1.84 | 187 | 1/4" | 10 | 11.3 | 94.2 | 13.3/4.6 |
| 2235QTiMAX | 47517574001 | 1/2" ring type | 90–1180 | 1,220 | 8,500 | 1,220 | 2.10 | 193 | 1/4" | 10 | 11.3 | 91.9 | 9.0/2.8 |
| 2145QiMAX | 45624327 | 3/4" ring type | 271–1220 | 1,830 | 1,150 | 1,150 | 3.35 | 217 | 3/8" | 13 | 15.1 | 96.3 | 8.7/2.7 |
| 2155QiMAX | 47123450 | 1" ring type | 271–1220 | 1,830 | 1,150 | 1,150 | 3.40 | 225 | 3/8" | 13 | 15.1 | 96.3 | 8.7/2.7 |

(1) ISO28927 – 3-axis measurement: vibration level/measurement uncertainty.

2235M-BOOT



2100MAX-Series Accessories

| Model No. | CPN | Description | Compatibility |
|------------|-------------|--|--|
| 2115M-BOOT | 45602174 | Protective tool boot in vinyl material | 2115PTiMAX, 2115QTiMAX, 2125PTiMAX, 2125QTiMAX |
| 2235M-BOOT | 47520153001 | Protective tool boot in vinyl material | 2235QTiMAX, 2235QTiMAX |
| 2145M-BOOT | 48385033 | Protective tool boot in vinyl material | 2145QiMAX, 2155QiMAX |


2900-Series

The 2900 Series is designed with durability in mind, from the vanes turning the motor to the hammer frames and anvil for intensive and heavy-duty industrial maintenance and production applications.

Control: 5-position power regulator helps adjusting the power to the application on 2902P1 and 2906P1. 90° angle drive available on 2920 and 2934 impacttools.

Reliability: Ingersoll Rand Twin Hammer impact mechanism (except 2902P1). Pressure-fed mechanism lubrication.













Comfort: integral muffler reducing operator's fatigue. Ergonomic auxiliary handle provides excellent maneuverability.



2920B1-EU



Technical Specifications at 6.2 bar (90 psi) dynamic pressure at inlet

| Model No. | CPN | Profile |  |  |  |  |  |  |  |  |  |  |  |  |
|---------------------------------------|----------|---------|---|---|---|---|---|--|---|---|---|---|---|---|
| Air Impacttool/Jumbo Hammer Mechanism | | | | | | | | | | | | | | |
| 2902P1 | 01198498 | P | 3/8" pin type | 27–163 | 244 | 10,000 | 1,500 | 1.25 | 140 | 1/4" | 10 | 7.0 | 79.7 | 7.6/1.8 |
| Air Impacttool/Twin Hammer Mechanism | | | | | | | | | | | | | | |
| 2906P1-EU | 01337609 | P | 1/2" pin type | 54–475 | 678 | 5,000 | 1,200 | 2.72 | 175 | 1/4" | 10 | 10.8 | 83.7 | 7.2/0.8 |
| 2934P2-EU | 01337989 | P | 1" hole type | 678–1,490 | 2,034 | 5,300 | 825 | 9.07 | 219 | 1/2" | 19 | 22.1 | 92.4 | 18.3/5.3 |
| 2920B1-EU | 01338045 | B | 3/4" hole type | 339–1,085 | 1,492 | 5,000 | 950 | 5.98 | 318 | 3/8" | 13 | 17.0 | 87.9 | 19.9/6.6 |
| 2934B2-EU | 01337591 | B | 1" hole type | 678–1,490 | 2,034 | 6,600 | 750 | 8.39 | 286 | 1/2" | 19 | 22.1 | 97.9 | 18.8/3.7 |
| 2920B9-EU | 01338896 | B9 | 3/4" hole type | 203–678 | 746 | 5,000 | 950 | 10.75 | 445 | 3/8" | 13 | 17.0 | 91.8 | 19.9/6.6 |
| 2934B9-EU | 01338227 | B9 | 1" hole type | 339–678 | 1,017 | 5,300 | 780 | 16.2 | 473 | 1/2" | 19 | 22.1 | 96.2 | 30.8/10.2 |

(1) Hole-type square drives for use with socket retaining rings (see description page 28).
(2) ISO28927 – 3-axis measurement: vibration level/measurement uncertainty.

2900-Series Accessories

| Model No. | CPN | Description | Compatibility |
|-----------|----------|--|---------------|
| 212-BOOT | 45505344 | Protective tool boot in vinyl material | 2902P1 |


2925-Series

The 2925 Series comes with an unbeatable feature list which meets the most demanding requirements for enhanced performance and unbeatable durability in super heavy industrial applications.


Performance: Ingersoll Rand Twin Hammer impact mechanism.

Durability: Titanium hammer case is lightweight with unparalleled durability. Corrode-X™-corrosion resistant treatment on internal parts guards against contaminants in the air system.












Adaptability: the motor can be easily converted to provide maximum torque in forward direction for fastening applications.



2925RB2Ti



Technical Specifications at 6.2 bar (90 psi) dynamic pressure at inlet

| Model No. | CPN | Profile |  |  |  |  |  |  |  |  |  |  |  | |
|--------------------------------------|----------|---------|---|---|---|---|---|---|---|---|---|---|---|---|
| Air Impacttool/Twin Hammer Mechanism | | | | | | | | | | | | | | |
| 2925RBP1Ti | 80147036 | P | 3/4" hole type | 1,763 | 2,169 | 5,200 | 1,050 | 5.44 | 226 | 3/8" | 13 | 28.3 | 95.9 | 10.5 |
| 2925RBP3Ti | 80147044 | P | 1" hole type | 407–1,288 | 2,169 | 5,200 | 1,050 | 5.54 | 230 | 3/8" | 13 | 28.0 | 98.0 | 10.5/1.0 |
| 2925RB2Ti | 80147051 | B | 1" hole type | 407–1,356 | 2,304 | 6,500 | 900 | 6.89 | 334 | 3/8" | 13 | 28.0 | 100.2 | 9.8/1.3 |

(1) Hole-type square drives for use with socket retaining rings (see description page 28).
(2) ISO28927 – 3-axis measurement: vibration level/measurement uncertainty.



See our impact sockets and impact socket sets on pages 27-29

3900-Series













The revolutionary design of the 3900 Series gives more power and greater durability than any competitive model. From the inside out, the comprehensive list of features and benefits makes it the only choice for professionals in the oil and gas, power generation and other demanding industries.

Performance: 6,780 Nm (5,000 ft-lb) of maximum torque in reverse. Twin Hammer impact mechanism. High-performance motor package includes 7-vane rotor and bronze end-plates – can be easily converted to provide maximum torque in forward direction for fastening applications.

Durability: lightweight titanium hammer case with unparalleled durability. Corrosion- and wear-resistant bronze end-plates.



Technical Specifications at 6.2 bar (90 psi) dynamic pressure at inlet

| Model No. | CPN | Profile |  in(1) |  Nm |  Nm |  rpm |  bpm |  kg |  mm |  in (NPT) |  mm |  l/s |  dB(A) |  m/s ² /K ⁽²⁾ |
|--------------------------------------|----------|---------|---|--|--|---|---|--|--|--|--|---|---|--|
| Air Impacttool/Twin Hammer Mechanism | | | | | | | | | | | | | | |
| 3940P2Ti | 80162597 | P | 1" hole type | 678–2,237 | 3,729 | 5,300 | 800 | 9.3 | 256 | 1/2" | 19 | 35 | 97.8 | 14.2/2.0 |
| 3940A2Ti | 80150402 | A | 1" hole type | 678–2,237 | 3,729 | 6,000 | 800 | 9.6 | 341 | 1/2" | 19 | 35 | 106.6 | 13.1/1.6 |
| 3942A2Ti | 80152960 | A | 1" hole type | 1,356–2,644 | 4,407 | 5,000 | 850 | 10.5 | 361 | 1/2" | 19 | 44 | 103.4 | 16.9/4.6 |
| 3955A2Ti | 80153562 | A | 1–1/2" hole type | 2,170–5,290 | 6,780 | 2,750 | 700 | 15.7 | 423 | 1/2" | 19 | 37 | 102.0 | 20.8/8.5 |
| 3940B2Ti | 10568301 | B | 1" hole type | 678–2,237 | 3,729 | 6,000 | 800 | 9.6 | 341 | 1/2" | 19 | 35 | 100.6 | 13.1/1.6 |
| 3942B2Ti | 80152978 | B | 1" hole type | 1,356–2,644 | 4,407 | 5,000 | 850 | 10.5 | 361 | 1/2" | 19 | 44 | 102.0 | 16.9/4.6 |
| 3955B2Ti | 80151103 | B | 1–1/2" hole type | 2,170–5,290 | 6,780 | 2,750 | 700 | 15.7 | 423 | 1/2" | 19 | 37 | 102.0 | 20.8/8.5 |

(1) Hole-type square drives for use with socket retaining rings (See description page 28).

(2) ISO28927 – 3-axis measurement: vibration level/measurement uncertainty.


5000-Series

The 5000 Series is designed with durability in mind, from the vanes turning the motor to the hammer frames and anvils. Proprietary hardening and treatment processes and excellence in manufacturing all add up to the longest lasting, hardest hitting impact tools in the business.










Performance: for fast removal and tightening of large fasteners. 588A1-EU model is the most powerful Impactool in the world.

Convenience: portable, easy to handle or suspend with vertical and horizontal hangers.

Durability: built-in lubricator and high resistance hammer case.



Technical Specifications at 6.2 bar (90 psi) dynamic pressure at inlet

| Model No. | CPN |  in(1) |  Nm |  Nm |  rpm |  bpm |  kg |  mm |  in (NPT) |  mm | l/s | dB(A) |
|--|----------|---|--|--|---|---|--|--|--|--|---|---|
| Air Impacttool/Ball & Cam Impact Mechanism | | | | | | | | | | | | |
| 5980A1-EU | 01337799 | 1–1/2" hole type | 3,119–7,460 | 13,560 | 830 | 1,000 | 39.9 | 584 | 3/4" | 25 | 65 | 106.1 |
| 5982A1-EU | 01338516 | 2–1/2" hole type | 5,424–13,560 | 27,120 | 830 | 850 | 54.5 | 645 | 3/4" | 25 | 61 | 105.1 |
| 588A1-EU | 01337880 | 2–1/2" hole type | 16,270–33,900 | 67,800 | 355 | 550 | 97.5 | 646 | 1" | 25 | 73 | 113.0 |

(1) Hole-type square drives for use with socket retaining rings (See description page 28).

ATEX Tools

When it comes to getting the toughest jobs done, professionals around the world choose Ingersoll Rand. With tools specifically designed to meet ATEX Zone 1 or Zone 2 requirements, we meet the most demanding safety regulations for working in dangerous atmospheres. From petrochemical refineries to plastic manufacturers, Ingersoll Rand offers safe and productive solutions to meet the demands of our customers.

3940/3942 Series Tools- Ex h IIA T4 Gb X
All other Tools- Ex h IIA T6 Gb X

Performance: Torque is what counts: the performance of our ATEX tools gives you the power you need to deal with challenging jobs, especially off-shore or in other adverse environments.

Reliability: Minimizing downtime: thanks to pressure fed-lubrication technology and the outstanding quality of Ingersoll Rand tools, our extended maintenance intervals give you more time to get the job done.















Durability: It doesn't get tougher than saltwater: in order to ensure corrosion resistance and improve overall durability, Ingersoll Rand selects only the finest materials and uses ultimately robust titanium parts.

Applications: From exploration and production to refining and processing of crude oil and gas products, Ingersoll Rand offers safe and productive solutions that meet the demands for zone 1 ATEX certified tools.



Technical Specifications at 6.2 bar (90 psi) dynamic pressure at inlet

| Model No. | Profile |  in(1) |  Recom. Nm |  Max. Nm |  1 min rpm |  1 min bpm |  kg |  L mm |  in (NPT) |  mm |  l/s |  dB(A) |  m/s ² /K(2) |
|-------------------------------|---------|---|---|---|---|---|---|--|--|--|---|---|--|
| Air Drills | | | | | | | | | | | | | |
| 7803RAKCEX | P | 1/2" hole type | - | - | 500 | - | 3.67 | 200 | 1/4" | 10 | 27.0 | 94.0 | > 2.5 |
| 7802RAKCEX | B | 1/2" hole type | - | - | 2,000 | - | 2.99 | 175 | 3/8" | 10 | 26.0 | 94.0 | 2.8 |
| Impact Wrench | | | | | | | | | | | | | |
| 2131PEX | P | 1/2" hole type | 68-542 | 813 | 9,500 | 1,250 | 2.00 | 190 | 1/4" | 10 | 11.0 | 93.7 | 8.3/1.1 |
| Titanium Impact Wrench | | | | | | | | | | | | | |
| 2925RBP1TiEX | P | 3/4" hole type | 407-1,288 | 2,169 | 5,200 | 1,050 | 5.44 | 225 | 3/8" | 13 | 28.0 | 98.0 | 10.5/1.0 |
| 3940B2TiEX | B | 1" hole type | 678-2,237 | 3,729 | 6,000 | 800 | 9.6 | 341 | 1/2" | 19 | 35 | 106.6 | 13.1/1.6 |
| 3942B2TiEX | B | 1" hole type | 1,356-2,644 | 4,407 | 5,000 | 850 | 10.5 | 361 | 1/2" | 19 | 44 | 103.4 | 16.9/4.6 |
| 3955B2TiEX | B | 1-1/2" hole type | 2,170-5,290 | 6,780 | 2,750 | 700 | 15.7 | 423 | 1/2" | 19 | 37 | 102.0 | 20.8/8.5 |

(1) Hole-type square drives for use with socket retaining rings (see description page 28).
(2) ISO28927 - 3-axis measurement: vibration level/measurement uncertainty.

ATEX Tools

Ingersoll Rand has always offered products to be used in hazardous atmospheres. As well as the standard classic Impacttools with housings in a special spark resistant alloy, investment in low static spark composite technology has made possible a new range of lightweight impacttools which are fully certified to classifications under the new European Directives 94/9/EC and 1999/92/EC - commonly known as the ATEX Directives.

These are the tool of choice for specialized applications within the petrochemical and mining industries, and in any production or processing areas where hazardous atmospheres can occur.

Safety: ATEX certification EX I M2 c IIB 95°C X and EX II 2 GD c IIB 95°C X allows these tools to be used in potentially explosive atmosphere in compliance with European Community Directives 94/9/EC and 1999/92/EC












Reliability: Ingersoll Rand Twin Hammer impact mechanism. Pressure-fed mechanism lubrication.

Control: feather-touch trigger allows precise delivery of power and speed.



Technical Specifications at 6.2 bar (90 psi) dynamic pressure at inlet

| Model No. | CPN | Profile |  in(1) |  Recom. Nm |  Max. Nm |  1 min rpm |  1 min bpm |  kg |  L mm |  in (NPT) |  mm | l/s | dB(A) | m/s ² /K(2) |
|--|----------|---------|---|---|---|---|---|--|--|--|--|---|---|--|
| Air Impactool/Twin Hammer Mechanism | | | | | | | | | | | | | | |
| 2131PSP | 45471687 | P | 1/2" hole type | 68-542 | 813 | 9,500 | 1,250 | 2.00 | 190 | 1/4" | 10 | 11.0 | 93.7 | 8.3/1.1 |
| 2145QiMAX-SP | 47122585 | P | 3/4" hole type | 271-1,220 | 1,830 | 6,300 | 1,150 | 3.35 | 217 | 3/8" | 13 | 15.1 | 96.3 | 8.7/2.7 |
| 2155QiMAX-SP | 47122619 | P | 1" hole type | 271-1,220 | 1,830 | 6,300 | 1,150 | 3.36 | 225 | 3/8" | 13 | 15.1 | 96.3 | 8.7/2.7 |
| 2934B2SP-EU | 01337682 | B | 1" hole type | 678-1,490 | 2,034 | 6,600 | 750 | 10.0 | 286 | 1/2" | 19 | 22.0 | 97.9 | 18.8/3.7 |
| 2940B2SP-EU | 01337583 | B | 1" hole type | 1,360-2,170 | 2,710 | 5,000 | 850 | 8.40 | 311 | 1/2" | 19 | 27.0 | 97.8 | 17.8/3.4 |


(1) Hole-type square drives for use with socket retaining rings (see description page 28).
(2) ISO28927 - 3-axis measurement: vibration level/measurement uncertainty.

Large Drills










These heavy duty drills are ideal for opening and closing large valves, or drilling large diameter holes between 14 mm – 76 mm.

- 22 Series:**
- Ball bearing support for long life and efficient operation.
 - Durable spur gearing.
 - Governed motor regulates air to the motor to keep drill working at the peak of its power curve.
 - Selection of speeds to match all applications.

- 33, 44 and 551 Series:**
- Graduated roll throttle for excellent speed control.
 - Ball bearing support for long life and efficient operation.
 - Strong, lightweight heat-treated aluminum housing for strength without weight.



Technical Specifications at 6.2 bar (90 psi) dynamic pressure at inlet

| Model No. | CPN | kWatt kWatt | 1 min rpm |  |  |  |  |  |  |  |  |  |
|--------------|----------|----------------|--------------|---|---|---|---|--|---|---|---|---|
| Large Drills | | | | | | | | | | | | |
| 22KA1-EU | 01341809 | 1.30 | 725 | A 0-1/2" | 14 | 11 | 7.0 | 448 | 3/8" | 13 | 26 | < 2.5 |
| 22KWA1-EU | 01340108 | 1.30 | 725 | C 1/2" (2) | 14 | — | 6.5 | 438 | 3/8" | 13 | 26 | < 2.5 |
| 22MA2-EU | 01338292 | 1.30 | 350 | B No. 2 | 22 | 16 | 6.5 | 473 | 3/8" | 13 | 26 | < 2.5 |
| 33SKA-EU | 01338623 | 2.20 | 300 | B No. 3 | 32 | 25 | 11.7 | 355 | 1/2" | 19 | 40 | < 2.5 |
| 33SMA-EU | 01339449 | 2.20 | 185 | B No. 3 | 32 | 32 | 14.1 | 427 | 1/2" | 19 | 40 | < 2.5 |
| 44SMA-EU | 01338953 | 2.68 | 155 | B No. 4 | 51 | 51 | 19.8 | 463 | 1/2" | 19 | 48 | < 2.5 |
| 551SMA-EU | 01340959 | 4.66 | 120 | B No. 5 | 76 | 64 | 31.3 | 556 | 1" | 25 | 75 | < 2.5 |





(1) ISO28927 – 3-axis measurement: vibration level/measurement uncertainty.
(2) 1/2" stub taper, threaded.





Metric Impact Socket Sets

- Impact-grade toughness – designed for high-torque applications.
- Forged chrome-molybdenum steel for high strength durability.
- Electro-phosphate finish on 1/4 to 1" drive sizes – projects a sleek look and high visibility.
- Laser-etched socket size labelling for easy size identification.

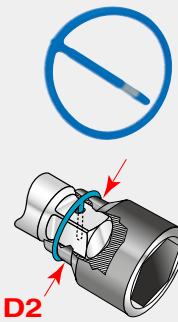
Sockets sold individually. See next page



| | Square drive and CPN | Description |
|--|------------------------------|---|
| Model no. SK2M12  | 1/4" CPN: 81287336 | Contains 6, 7, 8, 9, 10, 11, 12, 13 and 14 mm sockets, 50 and 100 mm extensions bars, 3/8"F to 1/4"M adapter. |
| Model no. SK3M10  | 3/8" CPN: 81287344 | Contains 9, 10, 11, 12, 13, 14, 15, 16, 17 and 19 mm sockets. |
| Model no. SK4M5L  | 1/2" CPN: 81287369 | Contains 5 deep sockets (17, 19, 21, 22 and 24 mm). |
| Model no. SK4M14  | 1/2" CPN: 81287351 | Contains 14 sockets (10, 11, 12, 13, 14, 15, 16, 17, 18, 19, 21, 22, 23 and 24 mm). |

| | Square drive and CPN | Description |
|--|------------------------------|---|
| Model no. SK4M18  | 1/2" CPN: 81287385 | Contains 9 standard sockets (10, 11, 13, 14, 17, 19, 21, 22 and 24 mm), 4 deep sockets (13, 14, 21 and 24 mm), 3 deep/thin wall sockets (17, 19 and 21 mm), 125 mm extension bar and 1/2" square drive power joint. |
| Model no. SK4M7U  | 1/2" CPN: 80171093 | Contains 7 sockets, pre-fitted on power joints to facilitate works with very limited accessibility (13, 14, 15, 17, 19, 21 and 22 mm) |
| Model no. SK6M6L  | 3/4" CPN: 81287401 | Contains 6 extended sockets (24, 27, 30, 32, 33 and 36 mm). |
| Model no. SK8M4L  | 1" CPN: 81287419 | Contains 4 extended sockets (27, 30, 32 and 33 mm). |

Retaining Rings



| Part no. | CPN | Qty. | Internal Ø | Material |
|----------|----------|------|------------|------------------------|
| RR10001 | 49825524 | 10 | 15.0 mm | Plastic |
| RR10002 | 49825532 | 10 | 17.0 mm | Plastic |
| RR10003 | 49825540 | 10 | 19.0 mm | Plastic |
| RR10004 | 49825557 | 10 | 20.0 mm | Plastic |
| RR10005 | 49825565 | 10 | 22.0 mm | Plastic |
| RR10006 | 49825573 | 10 | 24.0 mm | Plastic |
| RR10007 | 49825581 | 10 | 24.0 mm | Plastic |
| RR10008 | 49825599 | 10 | 29.0 mm | Plastic |
| RR10005S | 03816055 | 1 | 32.0 mm | Plastic + Steel insert |
| RR10009 | 49825607 | 10 | 33.0 mm | Plastic |
| RR10032S | 03809258 | 1 | 36.5 mm | Plastic + Steel insert |

| Part no. | CPN | Qty. | Internal Ø | Material |
|----------|-------------|------|------------|------------------------|
| RR10010 | 80206477 | 10 | 37.0 mm | Plastic |
| RR10034S | 03809266 | 1 | 41.5 mm | Plastic + Steel insert |
| RR10008S | 03809274 | 1 | 44.5 mm | Plastic + Steel insert |
| RR10010S | 03809282 | 1 | 49.0 mm | Plastic + Steel insert |
| RR10015S | 03809290 | 1 | 54-57 mm | Plastic + Steel insert |
| RR10017S | 03816063 | 1 | 63.5 mm | Plastic + Steel insert |
| RR10019S | 03809308IRI | 1 | 67.0 mm | Plastic + Steel insert |
| RR10020S | 03809316 | 1 | 76.0 mm | Plastic + Steel insert |
| RR10025S | 03809324 | 1 | 86.0 mm | Plastic + Steel insert |
| RR10030S | 03809332 | 1 | 98.5 mm | Plastic + Steel insert |
| RR10035S | 03809340 | 1 | 111.0 mm | Plastic + Steel insert |

Because of the elasticity of the material, the diameter at the female square drive of the socket (D2) can be slightly larger than the ring.
Note: The retainer rings must have a tight fit on the socket.

Metric Impact Sockets

| A/F | 1/4" | 3/8" | | 1/2" | | 3/4" | | 1" | | 1-1/2" | | 2-1/2" |
|-------|-----------------|-----------------|-------------|-----------------|-------------|-----------------|-------------|-----------------|-------------|-----------------|-------------|-----------------|
| | Standard socket | Standard socket | Deep socket | Standard socket | Deep socket | Standard socket | Deep socket | Standard socket | Deep socket | Standard socket | Deep socket | Standard socket |
| 4 mm | S62M4 | — | — | — | — | — | — | — | — | — | — | — |
| 5 mm | S62M5 | — | — | — | — | — | — | — | — | — | — | — |
| 6 mm | S62M6 | — | — | — | — | — | — | — | — | — | — | — |
| 7 mm | S62M7 | S63M7 | S63M7L | — | — | — | — | — | — | — | — | — |
| 8 mm | S62M8 | S63M8 | S63M8L | S64M8 | S64M8L | — | — | — | — | — | — | — |
| 9 mm | S62M9 | S63M9 | S63M9L | S64M9 | S64M9L | — | — | — | — | — | — | — |
| 10 mm | S62M10 | S63M10 | S63M10L | S64M10 | S64M10L | — | — | — | — | — | — | — |
| 11 mm | S62M11 | S63M11 | S63M11L | S64M11 | S64M11L | — | — | — | — | — | — | — |
| 12 mm | S62M12 | S63M12 | S63M12L | S64M12 | S64M12L | — | — | — | — | — | — | — |
| 13 mm | S62M13 | S63M13 | S63M13L | S64M13 | S64M13L | — | — | — | — | — | — | — |
| 14 mm | S62M14 | S63M14 | S63M14L | S64M14 | S64M14L | — | — | — | — | — | — | — |
| 15 mm | — | S63M15 | S63M15L | S64M15 | S64M15L | — | — | — | — | — | — | — |
| 16 mm | — | S63M16 | S63M16L | S64M16 | S64M16L | — | — | — | — | — | — | — |
| 17 mm | — | S63M17 | S63M17L | S64M17 | S64M17L | S66M17 | S66M17L | — | — | — | — | — |
| 18 mm | — | S63M18 | S63M18L | S64M18 | S64M18L | S66M18 | — | — | — | — | — | — |
| 19 mm | — | S63M19 | S63M19L | S64M19 | S64M19L | S66M19 | S66M19L | S68M19 | S68M19L | — | — | — |
| 20 mm | — | S63M20 | S63M20L | S64M20 | S64M20L | S66M20 | S66M20L | — | — | — | — | — |
| 21 mm | — | S63M21 | S63M21L | S64M21 | S64M21L | S66M21 | S66M21L | S68M21 | S68M21L | — | — | — |
| 22 mm | — | S63M22 | S63M22L | S64M22 | S64M22L | S66M22 | S66M22L | S68M22 | S68M22L | — | — | — |
| 23 mm | — | — | — | S64M23 | S64M23L | S66M23 | S66M23L | S68M23 | S68M23L | — | — | — |
| 24 mm | — | — | — | S64M24 | S64M24L | S66M24 | S66M24L | S68M24 | S68M24L | — | — | — |
| 25 mm | — | — | — | S64M25 | S64M25L | S66M25 | S66M25L | S68M25 | S68M25L | — | — | — |
| 26 mm | — | — | — | S64M26 | S64M26L | S66M26 | S66M26L | S68M26 | S68M26L | — | — | — |
| 27 mm | — | — | — | S64M27 | S64M27L | S66M27 | S66M27L | S68M27 | S68M27L | — | — | — |
| 28 mm | — | — | — | S64M28 | S64M28L | S66M28 | S66M28L | S68M28 | S68M28L | — | — | — |
| 29 mm | — | — | — | S64M29 | S64M29L | S66M29 | S66M29L | S68M29 | S68M29L | — | — | — |
| 30 mm | — | — | — | S64M30 | S64M30L | S66M30 | S66M30L | S68M30 | S68M30L | S612M30 | — | — |
| 31 mm | — | — | — | — | — | S66M31 | S66M31L | — | — | — | — | — |
| 32 mm | — | — | — | S64M32 | S64M32L | S66M32 | S66M32L | S68M32 | S68M32L | S612M32 | — | — |
| 33 mm | — | — | — | S64M33 | S64M33L | S66M33 | S66M33L | S68M33 | S68M33L | — | — | — |
| 34 mm | — | — | — | S64M34 | S64M34L | S66M34 | S66M34L | S68M34 | S68M34L | — | — | — |
| 35 mm | — | — | — | — | — | S66M35 | S66M35L | S68M35 | S68M35L | S612M35 | — | — |
| 36 mm | — | — | — | S64M36 | S64M36L | S66M36 | S66M36L | S68M36 | S68M36L | S612M36 | — | — |
| 37 mm | — | — | — | — | — | S66M37 | — | — | — | — | — | — |
| 38 mm | — | — | — | — | — | S66M38 | S66M38L | S68M38 | S68M38L | S612M38 | — | — |
| 40 mm | — | — | — | — | — | S66M40 | S66M40L | S68M40 | S68M40L | — | — | — |
| 41 mm | — | — | — | — | — | S66M41 | S66M41L | S68M41 | S68M41L | S612M41 | S612M41L | — |
| 42 mm | — | — | — | — | — | S66M42 | S66M42L | S68M42 | S68M42L | — | — | — |
| 43 mm | — | — | — | — | — | S66M43 | S66M43L | — | — | — | — | — |
| 45 mm | — | — | — | — | — | — | — | S68M45 | S68M45L | — | — | — |
| 46 mm | — | — | — | — | — | S66M46 | S66M46L | S68M46 | S68M46L | S612M46 | S612M46L | — |
| 48 mm | — | — | — | — | — | — | — | S68M48 | S68M48L | — | — | — |
| 50 mm | — | — | — | — | — | S66M50 | S66M50L | S68M50 | S68M50L | S612M50 | S612M50L | — |
| 52 mm | — | — | — | — | — | — | — | S68M52 | S68M52L | — | — | — |
| 54 mm | — | — | — | — | — | — | — | S68M54 | S68M54L | S612M54 | S612M54L | — |

Metric Impact Sockets

| A/F | 1/4" | 3/8" | | 1/2" | | 3/4" | | 1" | | 1-1/2" | | 2-1/2" |
|--------|-----------------|-----------------|-------------|-----------------|-------------|-----------------|-------------|-----------------|-------------|-----------------|-------------|-----------------|
| | Standard socket | Standard socket | Deep socket | Standard socket | Deep socket | Standard socket | Deep socket | Standard socket | Deep socket | Standard socket | Deep socket | Standard socket |
| 55 mm | — | — | — | — | — | — | — | S68M55 | S68M55L | S612M55 | S612M55L | — |
| 56 mm | — | — | — | — | — | — | — | S68M56 | S68M56L | — | — | — |
| 58 mm | — | — | — | — | — | — | — | S68M58 | S68M58L | S612M58 | — | — |
| 60 mm | — | — | — | — | — | — | — | S68M60 | S68M60L | S612M60 | S612M60L | — |
| 65 mm | — | — | — | — | — | — | — | S68M65 | S68M65L | S612M65 | S612M65L | — |
| 70 mm | — | — | — | — | — | — | — | S68M70 | S68M70L | S612M70 | S612M70L | — |
| 75 mm | — | — | — | — | — | — | — | S68M75 | S68M75L | S612M75 | S612M75L | S620M75 |
| 80 mm | — | — | — | — | — | — | — | S68M80 | S68M80L | S612M80 | S612M80L | S620M80 |
| 85mm | — | — | — | — | — | — | — | S68M85 | S68M85L | S612M85 | S612M85L | S620M85 |
| 90 mm | — | — | — | — | — | — | — | S68M90 | S68M90L | S612M90 | S612M90L | S620M90 |
| 95 mm | — | — | — | — | — | — | — | S68M95 | S68M95L | S612M95 | S612M95L | S620M95 |
| 100 mm | — | — | — | — | — | — | — | — | — | S612M100 | S612M100L | S620M100 |
| 105 mm | — | — | — | — | — | — | — | — | — | S612M105 | S612M105L | S620M105 |
| 110 mm | — | — | — | — | — | — | — | — | — | S612M110 | S612M110L | S620M110 |
| 115 mm | — | — | — | — | — | — | — | — | — | S612M115 | S612M115L | S620M115 |
| 120 mm | — | — | — | — | — | — | — | — | — | S612M120 | S612M120L | S620M120 |
| 125 mm | — | — | — | — | — | — | — | — | — | S612M125 | — | S620M125 |
| 130 mm | — | — | — | — | — | — | — | — | — | — | — | S620M130 |
| 135 mm | — | — | — | — | — | — | — | — | — | — | — | S620M135 |
| 140 mm | — | — | — | — | — | — | — | — | — | — | — | S620M140 |
| 145 mm | — | — | — | — | — | — | — | — | — | — | — | S620M145 |
| 150 mm | — | — | — | — | — | — | — | — | — | — | — | S620M150 |
| 155 mm | — | — | — | — | — | — | — | — | — | — | — | S620M155 |
| 160 mm | — | — | — | — | — | — | — | — | — | — | — | S620M160 |
| 165 mm | — | — | — | — | — | — | — | — | — | — | — | S620M165 |
| 170 mm | — | — | — | — | — | — | — | — | — | — | — | S620M170 |
| 175 mm | — | — | — | — | — | — | — | — | — | — | — | S620M175 |
| 180 mm | — | — | — | — | — | — | — | — | — | — | — | S620M180 |



Surface Preparation Tools.




Pneumatic Grinding & Finishing

- 32 | Selection Chart
- 33 | Air Grinders and Sanders
- 42 | Special Air Grinders/Sanders
- 44 | Air Random Orbital Sanders
- 45 | Accessories


Advancements in manufacturing and production continue to transform the nature of industrial finishing. In many segments, increases in precision and reductions in waste are changing overall demands. New materials require different tool speeds and attachments; parts and components must match surrounding surfaces with greater accuracy. For more than 100 years, Ingersoll Rand has helped transform the way the industry works. Our designs reflect emerging trends in finishing tool use, changing technology, and new materials. Whatever the application, Ingersoll Rand finishing tools bring out the best in your operators' skills, and contribute to the ultimate quality of your products and processes.

Wheel Types and Collets

Straight Grinders




G Series
M Series




Pro Series

Type 1 wheels



Ø 3" (75 mm)
Ø 4" (100 mm)


3/8"-24




Ø 3" (75 mm)
Ø 4" (100 mm)
Ø 6" (150 mm)
Ø 8" (200 mm)

3/8"-24
1/2"-13
5/8"-11

Angle Grinders




G Series
M Series
Max Series




Pro Series

Type 27 and 28 depressed centre flat wheels



Ø 3" (75 mm)
Ø 4.5" (115 mm)
Ø 5" (125 mm)
Ø 6" (150 mm)


5/8"-24
M14



Ø 7" (180 mm)
Ø 9" (230 mm)


5/8"-11

Cone and Plug Wheel Grinders



Pro Series


Type 16, 17, 18, 18R, and 19 cone and plug wheels




Ø 1.25" (32 mm)
Ø 3" (75 mm)

3/8"-24
Ø 5/8"-11

Collet Type Grinders




G Series
M Series
Max Series




Pro Series

Mounted wheels and high speed steel or carbide burrs




Ø 6 mm
Ø 1/4"
Ø 8 mm
Ø 3/8"

Angle Grinders



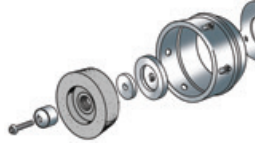
Type 16, 17, 18, 18R, and 19 cone and plug wheels



Ø 7" (180 mm)
Ø 9" (230 mm)

5/8"-11

Mounted wheels and high speed steel or carbide burrs



Ø 6" (150 mm)

5/8"-11

MAX-Series Grinders

Our MAX-series air die grinders and air angle grinders are economical, long-life tools. They are compact, lightweight, easy to handle and include all bearing construction for increased reliability.

- 0.3 kW motor – Lube-free design eliminates contamination of the work environment.
- Enhanced grip design and low-profile throttle lever provide for extended run time without fatigue.
- Piped away exhaust kit included.

Accessories:

301-700 (CPN 04552600): 1/4" collet.
301-700B (CPN 80128952): 6 mm collet.
301-700C (CPN 80102346): 1/8" collet.

- 0.88 hp and 12 000 rpm motor.
- Internal governor maximizes speed under load, increasing your rate of material removal.
- Low weight and enhanced grip design enables extended usage without fatigue.



★★★ Super-duty tools
★★ Heavy-duty tools
★ Maintenance-duty tools

Technical Specifications at 6.2 bar (90 psi) dynamic pressure at inlet

| Model No. | CPN | kWatt kWatt | $\frac{1 \text{ min}}{\text{rpm}}$ | $\frac{\text{mm}}{\text{mm}}$ | $\frac{\text{mm}}{\text{mm}}$ | $\frac{\text{mm}}{\text{mm}}$ | $\frac{\text{kg}}{\text{kg}}$ | $\frac{\text{mm}}{\text{mm}}$ | $\frac{\text{in}}{\text{in}}$ | $\frac{\text{mm}}{\text{mm}}$ | $\frac{\text{Max. l/s}}{\text{l/s}}$ | $\frac{\text{dB(A)}}{\text{dB(A)}}$ | $\frac{\text{m/s}^2/\text{K}^{(1)}}{\text{m/s}^2/\text{K}^{(1)}}$ |
|----------------|----------|----------------|------------------------------------|-------------------------------|-------------------------------|-------------------------------|-------------------------------|-------------------------------|-------------------------------|-------------------------------|--------------------------------------|-------------------------------------|---|
| Die Grinders | | | | | | | | | | | | | |
| 5102MAX | 48488357 | 0.30 | 20,000 | 6 mm + 1/4" | – | – | 0.64 | 180 | 1/4" NPT | 10 | 11.8 | 84.1 | 3.3/1.1 |
| 5108MAX | 48488340 | 0.30 | 25,000 | 6 mm + 1/4" | – | – | 0.46 | 172 | 1/4" NPT | 10 | 11.8 | 83.3 | 1.8/0.8 |
| Angle Grinders | | | | | | | | | | | | | |
| 3445MAX-M | 45664240 | 0.66 | 12,000 | – | 115 | M14 | 1.53 | 245 | 1/4" NPT | 10 | 19.3 | 79.6 | 6.4/2.0 |
| 345MAX-M | 45664257 | 0.66 | 12,000 | – | 125 | M14 | 1.56 | 245 | 1/4" NPT | 10 | 19.3 | 79.6 | 7.9/0.7 |

(1) ISO28927 – 3-axis measurement: vibration level/measurement uncertainty.

VT 26 & VT 45 Turbine Grinders

Whether in shipyards, foundries or forges: Ingersoll Rand's brand new family of turbine grinders takes the edge off that daily grind. Its sheer power and extreme durability let you get more work done in less time — even under heavy-duty conditions. And with oil change and disc replacement being a snap, you can depend on the VT26 and VT45 turbine grinders to be ready when you are.



★★★★ Super-duty tools
★★★ Heavy-duty tools
★★ Maintenance-duty tools

Technical Specifications at 6.2 bar (90 psi) dynamic pressure at inlet

| Model No. | kWatt kWatt | $\frac{1 \text{ min}}{\text{rpm}}$ | $\frac{\text{mm}}{\text{mm}}$ | $\frac{\text{mm}}{\text{mm}}$ | $\frac{\text{mm}}{\text{mm}}$ | $\frac{\text{kg}}{\text{kg}}$ | $\frac{\text{mm}}{\text{mm}}$ | $\frac{\text{in}}{\text{in}}$ | $\frac{\text{mm}}{\text{mm}}$ | $\frac{\text{Max. l/s}}{\text{l/s}}$ | $\frac{\text{dB(A)}}{\text{dB(A)}}$ | $\frac{\text{m/s}^2/\text{K}^{(1)}}{\text{m/s}^2/\text{K}^{(1)}}$ |
|------------------|----------------|------------------------------------|-------------------------------|-------------------------------|-------------------------------|-------------------------------|-------------------------------|-------------------------------|-------------------------------|--------------------------------------|-------------------------------------|---|
| Turbine Grinders | | | | | | | | | | | | |
| VT26A120SP955 | 2.60 | 12,000 | – | 125 | M14 | 2.20 | 299 | G 1/2" | 13 | 37.5 | 86 | 3.7 |
| VT26A085SP98 | 2.60 | 8,500 | – | 180 | M14 | 2.80 | 313 | G 1/2" | 13 | 37.5 | 86 | 4.0 |
| VT45A085SP98 | 4.50 | 8,500 | – | 180 | M14 | 4.00 | 324 | G 1/2" | 19 | 55.0 | 87 | <2.5 |
| VT45A066SP995 | 4.50 | 6,600 | – | 230 | M14 | 4.30 | 324 | G 1/2" | 19 | 55.0 | 84 | <2.5 |

(1) ISO28927 – 3-axis measurement: vibration level/measurement uncertainty.

G Series Die Grinders

From the compact 0.3 kW (0.4 hp) G1 Series to the powerful 1.0 kW (1.35 hp) G3 Series, these grinders are made for any grinding, cutting, and material removal needs.

G1 Series:










- For light material removal, cleaning rough castings and welds, deburring parts.
- 0.3 kW (0.4 hp) motor.
- Easily interchangeable front/rear exhaust.
- Piped-away exhaust as standard.

G3 Series:

- For heavy material removal with burrs, grinding wheels, and coated abrasives. Internal contamination-free air controller helps maintain tool speed regardless of the load.
- High torque 1 kW (1.35 hp) air motor.
- Internal motor governor maximizes speed under load, increasing your rate of material removal.
- Auto balancing system and anti-vibration dead handle on G3 “AV” models significantly reduces vibrations and increases life of grinding wheels.
- Piped-away exhaust as standard.



Technical Specifications at 6.2 bar (90 psi) dynamic pressure at inlet

| Model No. | CPN | kWatt kWatt |  rpm |  |  kg |  mm |  in (NPT) |  mm |  l/s |  dB(A) ⁽¹⁾ |  m/s ² /K(2) |
|--------------------------------|----------|----------------|--|---|---|---|---|---|--|---|---|
| Straight Die Grinders | | | | | | | | | | | |
| G1H200PG4M | 80155245 | 0.30 | 20,000 | 6mm | 0.41 | 156 | 1/4" | 8 | 9.0 | 78.5 | 2.9/1.7 |
| G1H250PG4M | 80155286 | | 25,000 | 6mm | 0.41 | 156 | 1/4" | 8 | 9.4 | 79.2 | 2.5/1.4 |
| G1H350PG4M | 80155310 | | 35,000 | 6mm | 0.41 | 156 | 1/4" | 8 | 11.8 | 81.1 | < 2.5 |
| G3H150PG4M | 80224231 | 1.00 | 15,000 | 6mm | 1.05 | 230 | 3/8" | 13 | 15.6 | 83.5 | 3.7/2.6 |
| G3H180PG4M | 80223787 | | 18,000 | 6mm | 1.05 | 230 | 3/8" | 13 | 26.0 | 83.5 | < 2.5 |
| Straight Extended Die Grinders | | | | | | | | | | | |
| G1X200PG4M | 80155336 | 0.30 | 20,000 | 6 mm | 0.59 | 232 | 1/4" | 8 | 11.8 | 77.9 | < 2.5 |
| G1X250PG4M | 80155351 | | 25,000 | 6 mm | 0.59 | 232 | 1/4" | 8 | 11.8 | 80.0 | < 2.5 |
| G1X350PG4M | 80155377 | | 35,000 | 6 mm | 0.59 | 232 | 1/4" | 8 | 11.8 | 81.9 | < 2.5 |
| G3X150PG4M | 80155765 | 1.00 | 15,000 | 6 mm | 1.70 | 359 | 3/8" | 13 | 15.6 | 87.9 | 3.6/0.8 |
| G3X180PG4M | 50155732 | | 18,000 | 6 mm | 1.70 | 359 | 3/8" | 13 | 26.0 | 86.4 | < 2.5 |

(1) Sound pressure without pipe away exhaust (up to 6 dB(A) less with piped away exhaust).
(2) ISO28927 – 3-axis measurement: vibration level/measurement uncertainty.

Technical Specifications at 6.2 bar (90 psi) dynamic pressure at inlet

| Model No. | CPN | kWatt kWatt | 1 min rpm | | | | | | | | |
|--------------------|----------|----------------|--------------|------|------|-----|------|----|------|------|---------|
| Angle Die Grinders | | | | | | | | | | | |
| G1A200PG4M | 80155211 | 0.30 | 20,000 | 6 mm | 0.50 | 152 | 1/4" | 8 | 11.8 | 80.6 | 5.6/1.1 |
| G3A120PG4M | 80177462 | 1.00 | 12,000 | 6 mm | 1.90 | 241 | 3/8" | 13 | 26.0 | 84.7 | 5.5/0.9 |
| G1A120PG4M | 80155187 | 0.30 | 12,000 | 6 mm | 0.50 | 152 | 1/4" | 10 | 8.96 | 79.6 | 3.4/0.9 |

(1) Sound pressure without pipe away exhaust (up to 6 dB(A) less with piped away exhaust).
(2) ISO28927 – 3-axis measurement: vibration level/measurement uncertainty.

M Series Die Grinders

Super Duty Grinder Suited for heavier-duty grinding, cutting, cleaning, and polishing applications.









Engineered and built with Ingersoll Rand reliability and durability, the M Series has the features operators want most.

M2 Series:

- For heavier-duty applications in grinding, cutting, cleaning, and polishing.
- Powerful 0.75 kW (1 hp) lube-free air motor.
- Internal motor governor maintains grinder speed and manages air flow for efficient energy use.
- Spindle lock on angle models, allows faster, easier accessory changes.
- Piped-away exhaust as standard.



Technical Specifications at 6.2 bar (90 psi) dynamic pressure at inlet

| Model No. | CPN | kWatt kWatt |  rpm |  |  kg |  mm |  in (NPT) |  mm |  l/s |  dB(A) ⁽¹⁾ | m/s ² /K(ε) |
|--------------------------------|----------|----------------|--|---|---|---|---|---|--|---|---|
| Straight Die Grinders | | | | | | | | | | | |
| M2H180RG4 | 48421580 | 0.75 | 18,000 | 6 mm + 1/4" | 0.77 | 213 | 3/8" | 10 | 19.8 | 84.7 | 4.2/1.6 |
| M2H200RG4 | 48421572 | | 20,000 | 6 mm + 1/4" | 0.77 | 213 | 3/8" | 10 | 19.8 | 84.9 | 4.4/1.1 |
| M2H250RG4 | 48393003 | | 25,000 | 6 mm + 1/4" | 0.77 | 213 | 3/8" | 10 | 19.8 | 88.2 | < 2.5 |
| Straight Extended Die Grinders | | | | | | | | | | | |
| M2X075RG4 | 48405294 | 0.75 | 7,500 | 6 mm + 1/4" | 1.35 | 304 | 3/8" | 10 | 19.8 | 88.0 | < 2.5 |
| M2X180RG4 | 48418396 | | 18,000 | 6 mm + 1/4" | 1.22 | 332 | 3/8" | 10 | 19.8 | 88.8 | 2.8/0.9 |
| M2X200RG4 | 48421655 | | 20,000 | 6 mm + 1/4" | 1.22 | 332 | 3/8" | 10 | 19.8 | 84.9 | < 2.5 |
| M2X250RG4 | 48421663 | | 25,000 | 6 mm + 1/4" | 1.22 | 332 | 3/8" | 10 | 19.8 | 88.2 | < 2.5 |

(1) Sound pressure without pipe away exhaust (up to 6 dB(A) less with piped away exhaust).
(2) ISO28927 – 3-axis measurement: vibration level/measurement uncertainty.

Technical Specifications at 6.2 bar (90 psi) dynamic pressure at inlet

| Model No. | CPN | kWatt kWatt | 1 min rpm | | | | | | | | |
|--------------------|----------|----------------|--------------|-------------|------|-----|------|----|------|------|---------|
| Angle Die Grinders | | | | | | | | | | | |
| M2A120RG4 | 48421648 | 0.75 | 12,000 | 6 mm + 1/4" | 1.62 | 227 | 3/8" | 10 | 19.8 | 87.1 | < 2.5 |
| M2A180RG4 | 48421697 | | 18,000 | 6 mm + 1/4" | 1.62 | 227 | 3/8" | 10 | 19.8 | 88.8 | 3.1/1.0 |

(1) Sound pressure without pipe away exhaust (up to 6 dB(A) less with piped away exhaust).
(2) ISO28927 – 3-axis measurement: vibration level/measurement uncertainty.

Erickson Collets for G1Series

| Model No. | CPN | Size |
|---------------|----------|---------|
| DG110-700-G2 | 03641743 | 3.2 mm |
| DG110-700-6MM | 04261053 | 6 mm |
| DG110-700-G4 | 03641602 | 6.35 mm |

Erickson Collets for M2 and G3 Series

| Model No. | CPN | Size |
|----------------|----------|---------|
| G160HD-700-6MM | 04261061 | 6 mm |
| G160HD-700-1/4 | 03493962 | 6.35 mm |
| DG121HD-700-M8 | 03641321 | 8 mm |
| DG120HD-700-G6 | 03641313 | 9.52 mm |












Pneumatic Grinding & Finishing | Air Grinders and Sanders

★★★ Super-duty tools
★★ Heavy-duty tools
★ Maintenance-duty tools

G and M Series Grinders



Technical Specifications at 6.2 bar (90 psi) dynamic pressure at inlet

| Model No. | CPN |  kWatt |  |  |  |  |  |  |  |  |  |  |
|-------------------|----------|---|---|---|---|--|---|---|---|---|---|---|
| | | kWatt | rpm | mm | | kg | mm | in (NPT) | mm | l/s | dB(A) ⁽¹⁾ | m/s²/K ⁽²⁾ |
| Angle Grinders | | | | | | | | | | | | |
| G1A200PP63 | 80155419 | 0.30 | 20,000 | 75 | 3/8"–24 | 0.59 | 152 | 1/4" | 8 | 11.8 | 79.9 | 16.8/6.2 |
| M2A090RP95 | 48421622 | 0.75 | 9,000 | 125 | M14 | 1.62 | 236 | 3/8" | 10 | 19.8 | 87.7 | 4.6/1.6 |
| M2A120RP945 | 48391981 | | 12,000 | 115 | M14 | 1.71 | 236 | 3/8" | 10 | 19.8 | 87.0 | 5.1/1.5 |
| M2A120RP95 | 48421606 | | 12,000 | 125 | M14 | 1.77 | 236 | 3/8" | 10 | 19.8 | 87.0 | 5.0/0.9 |
| G3L086PP95 (3) | 80232408 | 1.0 | 8,600 | 125 | M14 | 2.32 | 330 | 3/8" | 13 | 26.0 | 84.0 | 5.0/1.6 |
| G3A100PP96AV | 80217052 | | 10,000 | 150 | M14 | 2.32 | 245 | 3/8" | 13 | 26.0 | 86.1 | 4.8/1.9 |
| G3A120PP945AV | 80217037 | | 12,000 | 115 | M14 | 2.18 | 245 | 3/8" | 13 | 15.6 | 88.7 | 4.8/1.5 |
| G3A120PP95AV | 80217045 | | 12,000 | 125 | M14 | 2.09 | 245 | 3/8" | 13 | 26.0 | 88.7 | 5.0/1.9 |
| Straight Grinders | | | | | | | | | | | | |
| G1H250PH63 | 80155443 | 0.30 | 25,000 | 75 | 3/8"–24 | 0.57 | 156 | 1/4" | 8 | 9.4 | 81.1 | 10.7/3.3 |
| M2X180RH63 | 48421580 | 0.75 | 18,000 | 75 | 3/8"–24 | 1.48 | 339 | 3/8" | 10 | 19.8 | 85.3 | < 2.5 |
| G3X150PH64 | 80155799 | 1.0 | 15,000 | 100 | 3/8"–24 | 2.04 | 359 | 3/8" | 13 | 15.6 | 84.5 | 2.5/0.8 |
| G3X180PH63 | 80155781 | | 18,000 | 75 | 3/8"–24 | 2.04 | 359 | 3/8" | 13 | 26.0 | 88.8 | 2.8/0.9 |

(1) Sound pressure without pipe away exhaust (up to 6 dB(A) less with piped away exhaust).
(2) ISO28927 – 3-axis measurement: vibration level/measurement uncertainty.
(3) Extended angle grinder.

Pneumatic Grinding & Finishing | Air Grinders and Sanders

★★★ Super-duty tools
★★ Heavy-duty tools
★ Maintenance-duty tools

G and M Series Sanders



Sanding Pads for G and M Series

| Model No | CPN | Description | Size |
|-------------|----------|-------------------------------|---------------|
| 02A-MEDPD | 80199177 | For G1 Series | Ø 50 mm (2") |
| 03A-MEDPD | 80198963 | For G1 Series | Ø 75 mm (3") |
| 77A-AM825-5 | 03675477 | For M2 and G3 Series (medium) | Ø 125 mm (5") |
| 77A-AM825-7 | 03675469 | For M2 and G3 Series (medium) | Ø 180 mm (7") |
| 77A-AM825-9 | 03675451 | For M2 and G3 Series (firm) | Ø 230 mm (9") |

Technical Specifications at 6.2 bar (90 psi) dynamic pressure at inlet

| Model No. | CPN | kWatt kWatt | $\frac{1 \text{ min}}{\text{rpm}}$ | mm | $\frac{\text{mm}}{\text{in (NPT)}}$ | kg | mm | $\frac{\text{mm}}{\text{in (NPT)}}$ | $\frac{\text{mm}}{\text{in (NPT)}}$ | $\frac{\text{mm}}{\text{in (NPT)}}$ | $\frac{\text{mm}}{\text{in (NPT)}}$ | $\frac{\text{mm}}{\text{in (NPT)}}$ |
|------------|----------|----------------|------------------------------------|---------------------------------------|-------------------------------------|-------------|-------------|-------------------------------------|-------------------------------------|-------------------------------------|-------------------------------------|-------------------------------------|
| Sanders | | | | | | | | | | | | |
| G1A120PS4 | 80155468 | 0.30 | 12,000 | Option (see the table above) | 1/4"–20 | 0.50 | 152 | 1/4" | 8 | 9.0 | 80.6 | 3.0/1.0 |
| G1A200PS4 | 80155534 | | 20,000 | | 1/4"–20 | 0.50 | 152 | 1/4" | 8 | 11.8 | 82.4 | < 2.5 |
| M2L025RS9 | 48421788 | | 2,500 | | M14 | 1.90 | 318 | 3/8" | 10 | 19.8 | 87.0 | 4.0/1.4 |
| M2L040RS9 | 48421796 | 0.75 | 4,000 | | M14 | 1.90 | 318 | 3/8" | 10 | 19.8 | 88.8 | 2.8/1.8 |
| M2L055RS9 | 48421812 | | 5,500 | | M14 | 1.90 | 318 | 3/8" | 10 | 19.8 | 88.8 | 3.7/1.1 |
| G3L086PS10 | 80223803 | 1.0 | 8,600 | | 5/8"–11 | 1.93 | 330 | 3/8" | 13 | 15.6 | 82.0 | < 2.5 |

(1) Sound pressure without pipe away exhaust (up to 6 dB(A) less with piped away exhaust).
(2) ISO28927 – 3-axis measurement: vibration level/measurement uncertainty.

G Series Belt Sanders

Technical Specifications at 6.2 bar (90 psi) dynamic pressure at inlet

| Model No. | CPN | kWatt kWatt | $\frac{1 \text{ min}}{\text{rpm}}$ | mm | kg | mm | $\frac{\text{mm}}{\text{in (NPT)}}$ | $\frac{\text{mm}}{\text{in (NPT)}}$ | $\frac{\text{mm}}{\text{in (NPT)}}$ | $\frac{\text{mm}}{\text{in (NPT)}}$ | $\frac{\text{mm}}{\text{in (NPT)}}$ |
|--------------|----------|----------------|------------------------------------|-------------|-------------|-------------|-------------------------------------|-------------------------------------|-------------------------------------|-------------------------------------|-------------------------------------|
| Belt Sanders | | | | | | | | | | | |
| G1A120PS418 | 80155484 | 0.30 | 12,000 | 457 x 6.35 | 0.54 | 356 | 1/4" | 8 | 9.0 | 82.4 | < 2.5 |
| G1A120PS812 | 80155500 | | 12,000 | 305 x 12.7 | 0.54 | 273 | 1/4" | 8 | 9.0 | 82.4 | < 2.5 |
| G1A200PS812 | 80155559 | | 20,000 | 305 x 12.7 | 0.54 | 273 | 1/4" | 8 | 11.8 | 83.6 | 2.6/0.7 |

(1) Sound pressure without pipe away exhaust (up to 6 dB(A) less with piped away exhaust).
(2) ISO28927 – 3-axis measurement: vibration level/measurement uncertainty.



See also our
PBA416 high precision
belt sander page 42

Sanding Belts 3/8"-24 female thread

| Model No. | CPN | Dimensions | Grit |
|------------------|----------|-------------------------------|------|
| LG1-SB812-60-10 | 04025649 | 12.7 x 305 mm (1/2" x 12") | 60 |
| LG1-SB812-80-10 | 04025656 | | 80 |
| LG1-SB812-100-10 | 04025664 | | 100 |
| LG1-SB418-60-10 | 04279832 | 6.35 x 457 mm (1/4" x 18") | 60 |
| LG1-SB418-80-10 | 04279840 | | 80 |
| LG1-SB418-100-10 | 04279857 | | 100 |

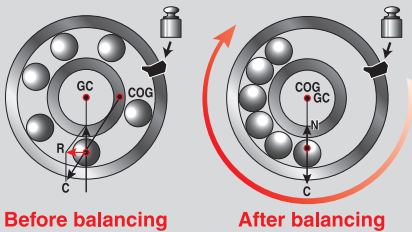
Pro Series Grinders/Sanders

Pro Series grinders incorporate a patented motor controller which is designed to increase productivity while enhancing operator safety. Adjustable side handles, an ergonomic main handle, and self-locking throttle all help to reduce operator fatigue.

- Reliability:**
- Solid steel motor and arbor housing provide maximum durability.
 - Built-in mist lubricator automatically oils motor when throttle is activated.
- Efficiency:**
- Heavy-duty, double-row ball bearings assure long life and smooth operation.
 - Auto balancing system on angle and vertical models – reduces vibration and increases abrasives lifetime.



Auto balancing system on Pro-Series angle and vertical models



Pro-Series motor controller prevents over-speeding and manages air flow for efficient energy use



Pro-Series Straight Grinders/Collet

Erickson Collet



Technical Specifications at 6.2 bar (90 psi) dynamic pressure at inlet

| Model No. | CPN | kWatt kWatt | $\frac{1 \text{ min}}{\text{rpm}}$ | $\frac{\text{mm}}{\text{mm}}$ | kg | $\frac{\text{mm}}{\text{mm}}$ | $\frac{\text{in (NPT)}}{\text{in (NPT)}}$ | $\frac{\text{mm}}{\text{mm}}$ | $\frac{\text{Max. l/s}}{\text{l/s}}$ | $\frac{\text{dB(A)}}{\text{dB(A)}}$ | $\frac{\text{m/s}^2/\text{K}^{(1)}}{\text{m/s}^2/\text{K}^{(1)}}$ |
|-------------------------------------|----------|----------------|------------------------------------|-------------------------------|-----|-------------------------------|---|-------------------------------|--------------------------------------|-------------------------------------|---|
| Straight Grinders - Erickson Collet | | | | | | | | | | | |
| 61H150G4-EU | 01339316 | 1.00 | 15,000 | 6 mm | 1.9 | 394 | 3/8" | 13 | 18.9 | 89.8 | < 2.5 |
| 61H120G4-EU | 01338391 | 0.93 | 12,000 | 6 mm | 1.9 | 394 | 3/8" | 13 | 17.5 | 86.6 | < 2.5 |

(1) ISO28927 – 3-axis measurement: vibration level/measurement uncertainty.

Erickson Collets for 61H Series



| Model No. | CPN | Size |
|----------------|----------|------|
| G160HD-700-6MM | 04261061 | 6 mm |
| G160HD-700-1/4 | 03493962 | 1/4" |
| DG121HD-700-M8 | 03641321 | 8 mm |
| DG120HD-700-G6 | 03641313 | 3/8" |

Pro-Series Angle Grinders



Type 27 and 28 wheels



Technical Specifications at 6.2 bar (90 psi) dynamic pressure at inlet

| Model No. | CPN | kWatt kWatt | $\frac{1 \text{ min}}{\text{rpm}}$ | $\frac{\text{mm}}{\text{mm}}$ | $\frac{\text{mm}}{\text{mm}}$ | kg | $\frac{\text{mm}}{\text{mm}}$ | $\frac{\text{in (NPT)}}{\text{in (NPT)}}$ | $\frac{\text{mm}}{\text{mm}}$ | $\frac{\text{Max. l/s}}{\text{l/s}}$ | $\frac{\text{dB(A)}}{\text{dB(A)}}$ | $\frac{\text{m/s}^2/\text{K}^{(1)}}{\text{m/s}^2/\text{K}^{(1)}}$ |
|----------------|----------|----------------|------------------------------------|-------------------------------|-------------------------------|-----|-------------------------------|---|-------------------------------|--------------------------------------|-------------------------------------|---|
| Angle Grinders | | | | | | | | | | | | |
| 77A60P107M-EU | 01338300 | 1.12 | 6,000 | 180 | 5/8"-11 | 4.1 | 447 | 3/8" | 13 | 18.4 | 85.9 | < 2.5 |
| 77A75P107M-EU | 01338771 | 1.12 | 7,500 | 180 | 5/8"-11 | 4.2 | 447 | 3/8" | 13 | 18.4 | 85.9 | 2.6/0.8 |
| 77A60P109M-EU | 01338201 | 1.12 | 6,000 | 230 | 5/8"-11 | 4.2 | 447 | 3/8" | 13 | 18.4 | 104.7 | 2.4/0.8 |

(1) ISO28927 – 3-axis measurement: vibration level/measurement uncertainty.

Pro-Series Straight Grinders



Type 1 wheel



Type 16, 17, 18, 18R and 19 wheels



77H90L10-EU

Technical Specifications at 6.2 bar (90 psi) dynamic pressure at inlet

| Model No. | CPN | kWatt kWatt | $\frac{1 \text{ min}}{\text{rpm}}$ | $\frac{\text{mm}}{\text{mm}}$ | $\frac{\text{mm}}{\text{mm}}$ | kg | $\frac{\text{mm}}{\text{mm}}$ | $\frac{\text{in (NPT)}}{\text{in (NPT)}}$ | $\frac{\text{mm}}{\text{mm}}$ | $\frac{\text{Max. l/s}}{\text{l/s}}$ | $\frac{\text{dB(A)}}{\text{dB(A)}}$ | $\frac{\text{m/s}^2/\text{K}^{(1)}}{\text{m/s}^2/\text{K}^{(1)}}$ |
|---|----------|----------------|------------------------------------|-------------------------------|-------------------------------|------|-------------------------------|---|-------------------------------|--------------------------------------|-------------------------------------|---|
| Straight Grinders – Type 1 Wheels | | | | | | | | | | | | |
| 61H120H63-EU | 01339290 | 0.93 | 12,000 | 75 | 3/8"-24 | 2.16 | 400 | 3/8" | 13 | 18.9 | 86.6 | <2.5 |
| 61H150H63 | 01238567 | 1.00 | 15,000 | 75 | 3/8"-24 | 2.16 | 400 | 3/8" | 13 | 17.5 | 86.4 | <2.5 |
| 77H120H84-EU | 01339308 | 1.12 | 12,000 | 100 | 1/2"-13 | 2.95 | 438 | 3/8" | 13 | 18.4 | 85.4 | 2.8/1.2 |
| 88HL60H106-EU | 01339407 | 1.50 | 6,000 | 150 | 5/8"-11 | 5.14 | 508 | 1/2" | 19 | 28.8 | 79.4 | < 2.5 |
| 99HL60H106-EU | 01339373 | 2.25 | 6,000 | 150 | 5/8"-11 | 6.14 | 521 | 1/2" | 19 | 39.7 | 85.8 | < 2.5 |
| Straight Grinders – Type 16, 17 18, 18R and 19 Wheels | | | | | | | | | | | | |
| 61H120L6-EU | 01340454 | 0.93 | 12,000 | — | 3/8"-24 | 1.93 | 375 | 3/8" | 13 | 17.5 | 86.6 | < 2.5 |
| 61H150L6-EU | 01340561 | 1.00 | 15,000 | — | 3/8"-24 | 1.93 | 375 | 3/8" | 13 | 18.9 | 89.8 | < 2.5 |
| 77H90L10-EU | 01339118 | 1.12 | 9,000 | — | 5/8"-11 | 2.73 | 418 | 3/8" | 13 | 17.5 | 80.9 | < 2.5 |
| 77H120L10-EU | 01340280 | 1.12 | 12,000 | — | 5/8"-11 | 2.73 | 418 | 3/8" | 13 | 18.4 | 85.4 | 4.2/3.5 |

(1) ISO28927 – 3-axis measurement: vibration level/measurement uncertainty.

Pro-Series Vertical Grinders



Technical Specifications at 6.2 bar (90 psi) dynamic pressure at inlet

| Model No. | CPN | kWatt kWatt | 1 min rpm | mm | mm | kg | mm | in (NPT) | mm | Max. l/s | dB(A) | m/s ² /K ⁽¹⁾ |
|--|----------|----------------|--------------|-----|---------|-----|-----|----------|----|-------------|-------|------------------------------------|
| Vertical Grinders – Type 27 and 28 Wheels | | | | | | | | | | | | |
| 88V60P107M-EU | 01337948 | 1.56 | 6,000 | 180 | 5/8"-11 | 4.0 | 154 | 1/2" | 19 | 28.8 | 89.2 | 3.1/0.9 |
| 88V85P107M-EU | 01337658 | 1.64 | 8,500 | 180 | 5/8"-11 | 4.0 | 154 | 1/2" | 19 | 31.2 | 86.9 | 4.1/1.3 |
| 99V60P107M-EU | 01338425 | 2.25 | 6,000 | 180 | 5/8"-11 | 5.1 | 174 | 1/2" | 19 | 39.7 | 84.4 | 2.8/0.9 |
| 88V60P109M-EU | 01337716 | 1.56 | 6,000 | 230 | 5/8"-11 | 4.2 | 154 | 1/2" | 19 | 28.8 | 89.2 | 3.6/1.1 |
| 99V60P109M-EU | 01337575 | 2.25 | 6,000 | 230 | 5/8"-11 | 5.1 | 174 | 1/2" | 19 | 39.7 | 85.5 | 3.4/1.1 |
| Vertical Grinders – Type 6 and 11 Cup Wheels | | | | | | | | | | | | |
| 88V60S106M-EU | 01340058 | 1.56 | 6,000 | 150 | 5/8"-11 | 3.8 | 154 | 1/2" | 19 | 28.8 | 89.2 | < 2.5 |
| 99V60S106M-EU | 01339068 | 2.25 | 6,000 | 150 | 5/8"-11 | 4.8 | 174 | 1/2" | 19 | 39.7 | 85.4 | < 2.5 |

(1) ISO28927 – 3-axis measurement: vibration level/measurement uncertainty.



Accessories

| Model No. | CPN | Description |
|------------|----------|--|
| 88V60-K184 | 03643962 | Piped-away exhaust system for 88V models |
| 99V60-K184 | 03625589 | Piped-away exhaust system for 99V models |

Pro-Series Sanders and Polishers



Technical Specifications at 6.2 bar (90 psi) dynamic pressure at inlet

| Model No. | CPN | kWatt kWatt | 1 min rpm | mm | mm | kg | mm | mm | in (NPT) | mm | Max. l/s | dB(A) | m/s ² /K ⁽¹⁾ |
|------------------|----------|----------------|--------------|-----|---------|------|-----|-----|----------|----|-------------|-------|------------------------------------|
| Straight Sanders | | | | | | | | | | | | | |
| 77H30B106-EU | 01339670 | 1.12 | 3,000 | 150 | 5/8"-11 | 3.32 | 449 | — | 3/8" | 13 | 17.5 | 85.2 | 5.9/2.1 |
| 77H50B106-EU | 01340397 | 1.12 | 5,000 | 150 | 5/8"-11 | 3.32 | 449 | — | 3/8" | 13 | 18.4 | 94.4 | 7.8/2.7 |
| Angle Sanders | | | | | | | | | | | | | |
| 77A25F107-EU | 01340835 | 1.12 | 2,500 | 180 | 5/8"-11 | 3.81 | 446 | — | 3/8" | 13 | 17.5 | 89.2 | < 2.5 |
| 77A60W107-EU | 01340165 | 1.12 | 6,000 | 180 | 5/8"-11 | 3.55 | 446 | — | 3/8" | 13 | 18.4 | 85.9 | < 2.5 |
| 77A45W109-EU | 01339720 | 1.12 | 4,500 | 230 | 5/8"-11 | 3.55 | 446 | — | 3/8" | 13 | 17.5 | 83.3 | < 2.5 |
| Vertical Sanders | | | | | | | | | | | | | |
| 7P24L-EU | 01339712 | 0.6 | 2,400 | 180 | 5/8"-11 | 1.47 | — | 162 | 1/4" | 10 | 10.4 | 82.7 | < 2.5 |
| 7S48L-EU | 01340348 | 0.6 | 4,800 | 180 | 5/8"-11 | 1.47 | — | 162 | 1/4" | 10 | 10.4 | 81.4 | < 2.5 |
| 7S60L-EU | 01338318 | 0.6 | 6,000 | 180 | 5/8"-11 | 1.47 | — | 162 | 1/4" | 10 | 10.4 | 82.0 | < 2.5 |
| 88S60W107-EU | 01338037 | 1.50 | 6,000 | 180 | 5/8"-11 | 3.24 | — | 152 | 1/2" | 19 | 28.8 | 80.2 | < 2.5 |
| 88S45W109-EU | 01339126 | 1.35 | 4,500 | 230 | 5/8"-11 | 3.24 | — | 152 | 1/2" | 19 | 23.6 | 77.6 | < 2.5 |

(1) ISO28927 – 3-axis measurement: vibration level/measurement uncertainty.



Sanding Pads

| Model No. | CPN | Description | Size |
|-------------|----------|---|---------------|
| 77A-AM825-5 | 03675477 | Medium sanding pad (for all models) | Ø 125 mm (5") |
| 77A-AM825-7 | 03675469 | Medium sanding pad (for all models) | Ø 180 mm (7") |
| 77A-AM825-9 | 03675451 | Firm sanding pad (for all models) | Ø 230 mm (9") |
| P500-850 | 03379542 | Wool polishing bonnet (for 7 and 77 models) | Ø 180 mm (7") |

Pencil Grinders

★★★ Super-duty tools
★★ Heavy-duty tools
★ Maintenance-duty tools



Excellent for intricate grinding applications, including mold finishing.

- Comfortable design enables precise control.
- Delivered with 1/8" collet insert, 6 mm air hose (length 1.80 m) and 0.45 m rear exhaust over-hose.
- DG600G2K-EU kit includes six additional carbide burrs in a moulded carrying case.

Accessories

| Model No | CPN | Description |
|----------|----------|----------------|
| 47568-2 | 04136164 | Collet Ø 3 mm |
| 47568-3 | 04136172 | Collet Ø 3/32" |

Engraving Pen

★★★ Super-duty tools
★★ Heavy-duty tools
★ Maintenance-duty tools



Ingersoll Rand engraving pen is designed to meet your industrial engraving needs. Variable zoom throttle permits a wide range of engraving possibilities from hard alloys to brittle ceramics.

- Moulded carrying case with EP50 engraving pen, air hose and 3 assorted styli (fine, medium and coarse point).
- Knurled zoom throttle – Variable speed.

Accessories

| Model No. | CPN | Description |
|-----------|----------|-----------------------------|
| EP50-514 | 03800760 | Stylus grinding collet |
| EP50-515 | 03800778 | Fine point stylus (black) |
| EP50-516 | 03800786 | Medium point stylus (grey) |
| EP50-517 | 03800794 | Coarse point stylus (green) |




Multi-tools

★★★ Super-duty tools
★★ Heavy-duty tools
★ Maintenance-duty tools

Compact and versatile tools for high precision work.

- Usable with carbide burr, grinding disc or sanding belt.
- 360° rotative head on PBA model.
- POLA15000 delivered with collet (without pad).



Rubber pad for self-adhesive discs

| Model No. | CPN | Description | |
|-----------|----------|--|----------|
| 117155 | 04373478 | Rubber pad for self-adhesive discs, 6 mm shank | Ø 20 mm |
| 116920 | 04373486 | | Ø 30 mm |
| 116930 | 04373494 | | Ø 46 mm |
| 116940 | 04371464 | | Ø 76 mm |
| 002300 | 04373031 | 475 x 15 mm sanding belts (pack of 10 belts) | Grit 36 |
| 002301 | 04373049 | | Grit 40 |
| 002302 | 04373056 | | Grit 50 |
| 002303 | 04373064 | | Grit 60 |
| 002304 | 04373072 | | Grit 80 |
| 002305 | 04373080 | | Grit 100 |
| 122629 | 04363503 | 6 mm collet | |

Technical Specifications at 6.2 bar (90 psi) dynamic pressure at inlet

| Model No. | CPN | kWatt | 1 min rpm | 1 min bpm | mm | kg | mm | in | mm | Max. l/s | dB(A) | m/s ² /K ⁽¹⁾ |
|-----------|----------|-------|-----------|-----------|------|----------|------|-----|----------|----------|-------|------------------------------------|
| EP50K-EU | 01339506 | — | — | 18,750 | — | — | 0.14 | 137 | 1/8" NPT | 6 | 75.5 | — |
| POLA15000 | 04368379 | 0.22 | 15,000 | — | 6 mm | — | 0.65 | — | 1/4" BSP | 10 | 6.5 | NA |
| PBA416 | 04368387 | 0.22 | 14,800 | — | — | 475 x 15 | 1.05 | — | 1/4" BSP | 10 | 6.6 | NA |

(1) ISO28927 – 3-axis measurement: vibration level/measurement uncertainty.

★★★ Super-duty tools
★★ Heavy-duty tools
★ Maintenance-duty tools

Revolution Series Die Grinders

With an ergonomic body and straight, angled and extended configurations, the Revolution Series Die Grinders are built to be powerful, versatile and comfortable to use.

ACCESS:

The Revolution Series come in straight, angled and extended configurations for use in a variety of jobs so you can reach even the toughest of places..

COMFORT:

The Revolution Series Die Grinder has composite housing that is lightweight, contoured for comfort, and protects operators from temperature fluctuations.



Technical Specifications

| MODEL | kWatt | 1 min rpm | in | kg | mm | Max. l/min | in (NPT) | mm | m/s ² /K ⁽¹⁾ |
|---------|-------|-----------|-----------------|------|-----|------------|----------|----|------------------------------------|
| 312AC4A | 0.3 | 12000 | Collet- 1/4 in. | 0.55 | 170 | 908 | 1/4 | 10 | 3.4/1.0 |
| 314AC4A | 0.25 | 14000 | Collet- 1/4 in. | 0.55 | 170 | 851 | 1/4 | 10 | 3.2/0.7 |
| 320AC4A | 0.3 | 20000 | Collet- 1/4 in. | 0.55 | 170 | 908 | 1/4 | 10 | 2.5/1.1 |
| 325SC4A | 0.3 | 25000 | Collet- 1/4 in. | 0.43 | 166 | 908 | 1/4 | 10 | 2.6/1.1 |
| 325XC4A | 0.3 | 25000 | Collet- 1/4 in. | 0.62 | 244 | 936 | 1/4 | 10 | < 2.5 |
| 330SC4A | 0.25 | 30000 | Collet- 1/4 in. | 0.43 | 166 | 851 | 1/4 | 10 | 3.6/1.9 |
| 330XC4A | 0.25 | 30000 | Collet- 1/4 in. | 0.62 | 244 | 851 | 1/4 | 10 | < 2.5 |
| 335SC4A | 0.28 | 35000 | Collet- 1/4 in. | 0.43 | 166 | 851 | 1/4 | 10 | 3.0/0.8 |

Pro Series Grinders/Orbital Sanders

The 41-Series vacuum-ready sanders have established new standards for ergonomic design, power and speed in sanding applications. All models deliver unsurpassed reliability, with moisture-resistant composite rotors, fully machined counterweights and large counterweight bearings.

Performance: powerful 0.15 kW motor produces the best speed under load for a swirl-free finish. Fully machined counterweight significantly reduces vibration.

Comfort: lightweight composite housing makes this sander the lightest tool in its class. Three sizes of interchangeable rubber grip rings available to fit all hand sizes.



4151-HL



4152-HL



4151-HL-2



4152-HL-SR

Technical Specifications at 6.2 bar (90 psi) dynamic pressure at inlet

| Model No. | CPN | | | | kWatt | | | | | | | | |
|----------------------|----------|--------------------|-----|----------|-------|--------|------|-----|----------|----|-----|-------|-----------------------|
| | | mm | mm | | kWatt | rpm | kg | mm | in (NPT) | mm | l/s | dB(A) | m/s²/K ⁽¹⁾ |
| Vacuum-Ready Sanders | | | | | | | | | | | | | |
| 4151-HL | 01371624 | 150 ⁽¹⁾ | 5.0 | 5/16"-24 | 0.15 | 12,000 | 0.86 | 109 | 1/4" | 8 | 7.5 | 81.6 | 7.5/1.6 |
| 4151-HL-2 | 22041198 | 150 ⁽¹⁾ | 5.0 | 5/16"-24 | 0.15 | 12,000 | 1.12 | 109 | 1/4" | 8 | 7.5 | 81.6 | 6.2/1.0 |
| 4152-HL | 80134356 | 150 ⁽¹⁾ | 2.5 | 5/16"-24 | 0.15 | 12,000 | 0.86 | 109 | 1/4" | 8 | 7.5 | 81.6 | 8.2/1.7 |
| 4152-HL-SR | 16674301 | 75 ⁽¹⁾ | 2.5 | 5/16"-24 | 0.15 | 12,000 | 0.84 | 109 | 1/4" | 8 | 7.5 | 81.6 | 4.7/1.3 |

(1) Hook and loop backing pad.

(2) ISO28927 – 3-axis measurement: vibration level/measurement uncertainty.



Self generating vacuum system for 41-Series Sanders

| Model No. | CPN | Description |
|-----------|----------|-----------------------------------|
| 4151JV | 04662896 | Vacuum system conversion kit |
| 49988 | 04324455 | Dust collection bags (20 pieces) |
| 49987 | 04324448 | Dust collection bags (250 pieces) |



Rubber grips rings – Replacement sanding pads

| Model No. | CPN | Description |
|-----------|----------|--|
| 49801 | 04248571 | Rubber grip, small hand size (not for 4151HL-2) |
| 49798 | 04248555 | Rubber grip, medium hand size (not for 4151HL-2) |
| 49799 | 04248563 | Rubber grip, large hand size (not for 4151HL-2) |
| 49840 | 04252938 | Rubber grips (3 pieces: small, medium & large) |
| 010056 | 15969223 | Hook & loop pad, Ø 75 mm |
| 49693 | 04214797 | Hook & loop pad, Ø 125 mm |
| 49835 | 04250171 | Hook & loop pad, Ø 150 mm |
| 49096-1 | 04320578 | Vinyl, grooved pad, Ø 125 mm |
| VPAD-6 | 80126683 | Vinyl, grooved pad, Ø 150 mm |

Technical Specifications

| Model Number | Configuration | Type | Tool Weight (kg) | Tool Length (mm) | Height over Spindle (mm) |
|------------------|---------------------|---------------|------------------|------------------|--------------------------|
| G Series Grinder | | | | | |
| G1A120PG4M | Angle | Collet | 0.5 | 152 | 76 |
| G1A200PG4M | Angle | Collet | 0.5 | 152 | 76 |
| G1H250PG4M | Straight | Collet | 0.41 | 156 | - |
| G1H350PG4M | Straight | Collet | 0.41 | 156 | - |
| G1X250PG4M | Straight Extended | Collet | 0.59 | 232 | - |
| G3A100PP96A | Angle | Wheel Type 27 | 2.2 | 245 | 92 |
| G3A100PP96AV | Angle Piped Exhaust | Wheel Type 27 | 2.2 | 245 | 92 |
| G3A120PP945A | Angle | Wheel Type 27 | 2.1 | 245 | 92 |
| G3A120PP945AV | Angle Piped Exhaust | Wheel Type 27 | 2.1 | 245 | 92 |
| G3A120PP95A | Angle | Wheel Type 27 | 2.1 | 245 | 92 |
| G3A120PP95AV | Angle Piped Exhaust | Wheel Type 27 | 2.1 | 245 | 92 |
| G3H150PG4M | Straight | Collet | 1.36 | 230 | - |
| G3H180PG4M | Straight | Collet | 1.36 | 230 | - |
| G3X150PG4M | Straight Extended | Collet | 1.7 | 359 | - |
| G3X180PG4M | Straight Extended | Collet | 1.7 | 359 | - |
| M Series Grinder | | | | | |
| M2A090RP95 | Angle | Wheel Type 27 | 1.62 | 236 | 86.2 |
| M2A120RG4 | Angle | Collet | 1.62 | 227 | 83.3 |
| M2A120RP945 | Angle | Wheel Type 27 | 1.71 | 236 | 86.2 |
| M2A120RP95 | Angle | Wheel Type 27 | 1.77 | 236 | 86.2 |
| M2A180RG4 | Angle | Collet | 1.62 | 227 | 83.3 |
| M2H180RG4 | Straight | Collet | 0.77 | 213 | - |
| M2H200RG4 | Straight | Collet | 0.77 | 213 | - |
| M2H250RG4 | Straight | Collet | 0.77 | 213 | - |
| M2L025RS9 | Angle | Sander (M14) | 1.9 | 318 | 91 |
| M2L040RS9 | Angle | Sander (M14) | 1.9 | 318 | 91 |
| M2L055RS9 | Angle | Sander (M14) | 1.9 | 318 | 91 |
| M2X075RG4 | Extended Straight | Collet | 1.35 | 304 | - |
| M2X180RG4 | Extended Straight | Collet | 2.1 | 332 | - |
| M2X180RH63 | Horizontal Grinder | Wheel Type 1 | 1.48 | 339 | - |
| M2X200RG4 | Extended Straight | Collet | 1.22 | 332 | - |
| M2X250RG4 | Extended Straight | Collet | 2.68 | 332 | - |



Pneumatic Percussive Tools

- 48 | Air Impact Riveters
- 49 | Air Hammers and Reciprocating Saws
- 50 | Air Scalers and Needle Scalers
- 51 | Air Chippers

Ingersoll Rand offers a host of percussive tools to accomplish a variety of surface preparation tasks, whether heavy-duty or intricate in nature. We provide a wide line of riveters, cutting tools, scalers, needle scalers, chippers and accessories.













AVC-Series Impact Riveters

Ingersoll Rand lightweight riveters are time-tested performers for industrial riveting, hammering and cutting applications.

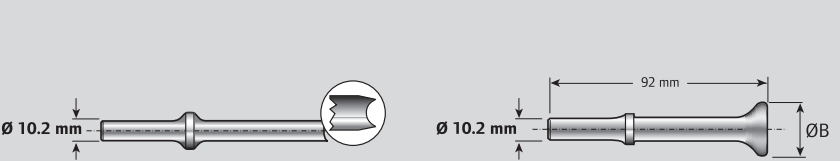
- Accurate and easily controlled tease throttle.
- Standard beehive retainer – allows use of wide variety of accessories.
- Built-in power regulators on A1 and B1 Models - the operator can change power on the job with no downtime.
- Available in straight, pistol, and gooseneck handles.




Technical Specifications at 6.2 bar (90 psi) dynamic pressure at inlet

| Model No. | CPN |  bpm |  mm |  mm |  Aluminum mm |  Dural & soft iron (mm) |  kg |  mm |  in (NPT) |  mm |  Max. l/s |  dB(A) |  m/s ² /K ⁽¹⁾ |
|---------------------------|----------|---|--|--|---|--|--|--|--|--|--|---|--|
| Straight Handle | | | | | | | | | | | | | |
| AVC10C1-EU | 01341858 | 3,200 | 10.2 | 48 | 3 | 3 | 0.94 | 172 | 1/4" | 8 | 5.7 | 92.0 | 13.3/1.9 |
| Pistol Grip Handle | | | | | | | | | | | | | |
| AVC10A1-EU | 01338995 | 3,200 | 10.2 | 48 | 3 | 3 | 1.28 | 152 | 1/4" | 8 | 5.7 | 92.0 | 13.3/1.9 |
| AVC12A1-EU | 01338722 | 2,100 | 10.2 | 76 | 5 | 5 | 1.53 | 197 | 1/4" | 8 | 6.0 | 91.1 | 8.0/1.8 |
| AVC13A1-EU | 01338078 | 1,725 | 10.2 | 101 | 6 | 6 | 1.67 | 222 | 1/4" | 8 | 6.0 | 94.2 | 8.0/1.8 |
| AVC26A1-EU | 01339142 | 1,120 | 12.7 | 152 | 10 | 8 | 2.30 | 287 | 1/4" | 13 | 6.6 | 92.6 | 8.0/1.8 |
| Gooseneck handle | | | | | | | | | | | | | |
| AVC26B1-EU | 01340926 | 1,120 | 12.7 | 152 | 10 | 8 | 3.20 | 354 | 1/4" | 13 | 6.6 | 92.6 | 8.0/1.8 |

(1) ISO28927 – 3-axis measurement: vibration level/measurement uncertainty.



Brazier head jacket

| Model No. | CPN |  mm |
|------------|----------|--|
| AV1-22C-4 | 91136622 | 3 mm |
| AV1-22C-5 | 91136630 | 4 mm |
| AV1-22C-6 | 91136648 | 5 mm |
| AV1-22C-8 | 91136655 | 6 mm |
| AV1-22C-10 | 91136663 | 8 mm |

Flush head jacket

| Model No. | CPN | Ø B (mm) |
|-----------|----------|----------|
| AV1-126D | 03218534 | 25 |

Beehive (safety) spring retainers

| Model No. | CPN | Compatible tools |
|-----------|----------|------------------|
| AVC1-83 | 03010659 | All except AVC26 |
| AVC24-283 | 03012010 | AVC26 |

Jackset blank

| Model No. | CPN | Shank Ø (mm) | Ø B (mm) |
|--------------|----------|--------------|----------|
| AV1-22S-16 | 03218062 | 10.2 | 13 |
| AV1-22S-20 | 03218070 | 10.2 | 16 |
| AV1-22S-24 | 03218088 | 10.2 | 19 |
| AV1-22S-28 | 03218096 | 10.2 | 22 |
| AV24-222S-26 | 03218724 | 12.7 | 21 |
| AV24-222S-38 | 03218732 | 12.7 | 30 |

MAX-Series Hammers

Ingersoll Rand hammer will deliver the punch you need to get the job done fast and comfortably!

MAX Comfort: anti-vibration feature reduces tool vibration by over 30% when compared to standard air hammers in its class, plus, an ergonomic grip that provides comfort for extended use.

MAX Productivity: quick-change retainer allows for faster chisel changeovers, so you can get the job done.













Saws

Get a bigger bite and better cuts with Ingersoll Rand saws.

- Fast, quiet operation – Anti-vibration handle.
- Robust tools for heavy duty applications.



Technical Specifications at 6.2 bar (90 psi) dynamic pressure at inlet

| Model No. | CPN Tool only | CPN Kit |  bpm |  mm ⁽¹⁾ |  mm |  kg |  mm |  in (NPT) |  mm |  Max. l/s |  dB(A) |  m/s ² /K ⁽²⁾ |
|--------------------|---------------|----------|---|---|--|--|--|--|--|--|---|--|
| Air Hammers | | | | | | | | | | | | |
| 118MAX | 47124490 | 47125877 | 2,500 | 10.2 | 89 | 2.10 | 314 | 1/4" | 10 | 1.4 | 92.6 | 4.0/1.4 |
| 122MAX | 47124482 | 47125869 | 3,500 | 10.2 | 67 | 1.80 | 218 | 1/4" | 10 | 1.4 | 94.2 | 5.5/1.8 |
| 118MAXH | 46816732 | 46816765 | 2,500 | 10.2 | 89 | 2.10 | 314 | 1/4" | 10 | 1.4 | 92.6 | 4.0/1.4 |
| 122MAXH | 46816740 | 46816757 | 3,500 | 10.2 | 67 | 1.80 | 218 | 1/4" | 10 | 1.4 | 94.2 | 5.5/1.8 |
| Saws | | | | | | | | | | | | |
| 4429 | 01371822 | – | 5,750 | – | 10 | 0.74 | 235 | 1/4" | 6 | 3.6 | 66.2 ⁽³⁾ | 9.5/2.4 |
| 529 | 47125885 | – | 9,500 | – | 10 | 0.70 | 246 | 1/4" | 6 | 0.5 | 84.3 | 3.1/1.0 |

(1) ○ = Round shank — □ = Hexagonal shank.
(2) ISO28927 – 3-axis measurement: vibration level/measurement uncertainty.
(3) Piped-away exhaust system.

Saw blades

| Model No. | CPN | Description |
|-----------|----------|--------------------------|
| P4FS-6 | 45525474 | 12 teeth/cm – Quantity 6 |
| P4CS-6 | 45525508 | 10 teeth/cm – Quantity 6 |

Hammer accessories

| Model No. | CPN | Description |
|-----------|----------|-------------------------------------|
| 9510 | 80167752 | Replacement quick-change retainer |
| 9500 | 80117427 | Chisels, round shank (5 pieces) |
| 116H-K5 | 92536093 | Chisels, hexagonal shank (5 pieces) |











172/182-Series Scalars

These scalars provide you with the means to aggressively prepare a surface for the next steps in an industrial surface preparation application. Whether its paint removal from the deck of a ship to rust removal from bridge girders, these tools get the job done quickly and efficiently.

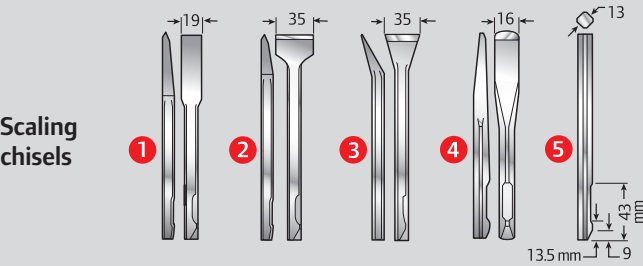
- Proven designs and materials to ensure the toughest tools.
- Long nozzle sections extend retainer life and strengthened head blocks stand up to the hardest use.



Technical Specifications at 6.2 bar (90 psi) dynamic pressure at inlet

| Model No. | CPN |  1 min bpm |  mm |  mm |  kg |  mm |  in (NPT) |  mm |  Max. l/s |  dB(A) |  m/s ² /K(2) |
|---------------------------|----------|--|--|--|--|--|--|--|---|---|--|
| Chisel and Needle Scalars | | | | | | | | | | | |
| 172L-EU | 01337823 | 5,500 | 14 | 24 | 1.69 | 194 | 1/4" | 8 | 5.7 | 107.5 | 11.6/2.6 |
| 172LNA1-EU | 01337724 | 5,500 | 14 | 24 | 2.38 | 349 | 1/4" | 8 | 5.7 | 107.5 | 12.5/1.8 |
| 182L-EU | 01337625 | 4,000 | 27 | 24 | 1.84 | 229 | 1/4" | 8 | 6.1 | 107.2 | 12.7/2.0 |
| 182G-EU | 01339605 | 4,000 | 27 | 24 | 2.41 | 325 | 1/4" | 8 | 6.1 | 107.2 | 8.5/1.2 |
| 182LNA1-EU | 01337617 | 4,000 | 27 | 24 | 2.61 | 381 | 1/4" | 8 | 6.1 | 107.2 | 10.1/1.7 |
| 182K1-EU | 01337955 | 4,000 | 27 | 24 | 1.84/2.61 | 229/381 | 1/4" | 8 | 6.1 | 107.2 | 12.7/2.0 |

(1) ISO28927 – 3-axis measurement: vibration level/measurement uncertainty.



| | Model No. | CPN | Length (mm) |
|---|---------------|----------|-------------|
| 1 | WF-14F-7 | 03223948 | 178 |
| 1 | WF-14F-12 | 92745629 | 305 |
| 2 | WF-14B6 1/8 | 91136259 | 156 |
| 2 | WF-14B-11 1/2 | 03223914 | 292 |
| 3 | WF-14A-6 1/8 | 91136283 | 156 |
| 4 | WF-14G-6 | 03223955 | 152 |
| 5 | WF-14-7 1/8 | 03223872 | 181 |

Replacement needles (sets of 19 needles)

| Model No. | CPN | Material | Needle length (mm) |
|-------------|----------|------------------|--------------------|
| NS11-22-19 | 03676335 | Steel | 127 |
| NS11-B22-19 | 03676350 | Beryllium copper | 127 |
| NS11-S22-19 | 03676343 | Stainless steel | 127 |
| NS11-122-19 | 03676368 | Steel | 178 |

Attachment for conversion of models 172L and 182L

| Model No. | CPN | Opening type | Needle length (mm) |
|-----------|----------|--------------|--------------------|
| NS11A | 03468360 | Round | 127 |
| NS11A7 | 03468394 | Round | 178 |
| NS11B7 | 03468436 | Rectangular | 178 |



WA and SA Series Chippers

Renowned for its valve life and handle durability, this classic tool is widely used throughout industry. It is ideal for light demolition work, metal removal, form stripping, and many other applications.

- Swan neck handle with outside trigger.
- Time tested valve durability.
- Replaceable piston.
- Long nozzle for extra life.
- Grooved barrel, lock spring retainer on SA Series. Threaded barrel and rubber buffered retainer for increased steel and retainer life on WA-Series.



SA Series












Plain arrow retainer



WA Series

Rubber buffered retainer

Technical Specifications at 6.2 bar (90 psi) dynamic pressure at inlet

| Model No. | CPN |  1 min bpm |  mm (1) |  mm |  mm |  kg |  mm |  in (NPT) |  mm |  Max. l/s |  dB(A) |  m/s ² /K(2) |
|------------------------------------|----------|--|--|--|--|--|--|--|--|---|---|--|
| SA series/Plain Arrow Retainer | | | | | | | | | | | | |
| 1A2SA-EU | 01341015 | 2,500 | 17 | 25 | 29 | 6.70 | 394 | 3/8" | 13 | 13.2 | 109.9 | 18.1/5.4 |
| 2A2SA-EU | 01339860 | 2,300 | 17 | 51 | 29 | 6.88 | 406 | 3/8" | 13 | 13.2 | 109.8 | 18.0/5.4 |
| 3A2SA-EU | 01342914 | 1,725 | 17 | 76 | 29 | 7.56 | 454 | 3/8" | 13 | 13.7 | 112.2 | 17.7/5.3 |
| 4A2SA-EU | 01341882 | 1,480 | 17 | 102 | 29 | 7.95 | 480 | 3/8" | 13 | 13.7 | 112.9 | 18.9/6.2 |
| 1A1SA-EU | 01340447 | 2,500 | 15 | 25 | 29 | 6.70 | 394 | 3/8" | 13 | 13.2 | 109.9 | 18.1/5.4 |
| 2A1SA-EU | 01339951 | 2,300 | 15 | 51 | 29 | 6.88 | 406 | 3/8" | 13 | 13.2 | 109.8 | 18.0/5.4 |
| 3A1SA-EU | 01340884 | 1,725 | 15 | 76 | 29 | 7.56 | 454 | 3/8" | 13 | 13.7 | 112.2 | 17.7/5.3 |
| 4A1SA-EU | 01340488 | 1,480 | 15 | 102 | 29 | 7.95 | 480 | 3/8" | 13 | 13.7 | 112.9 | 18.9/6.2 |
| WA Series/Rubber Buffered Retainer | | | | | | | | | | | | |
| W1A2-EU | 01341643 | 2,500 | 17 | 25 | 29 | 6.70 | 403 | 3/8" | 13 | 13.2 | 109.9 | 17.5/5.8 |
| W2A2-EU | 01340207 | 2,300 | 17 | 51 | 29 | 6.88 | 416 | 3/8" | 13 | 13.2 | 109.8 | 17.3/5.7 |
| W3A2-EU | 01340827 | 1,725 | 17 | 76 | 29 | 7.56 | 464 | 3/8" | 13 | 13.7 | 112.2 | 13.7/4.5 |
| W4A2-EU | 01341106 | 1,480 | 17 | 102 | 29 | 7.95 | 489 | 3/8" | 13 | 13.7 | 112.9 | 18.5/5.9 |
| W1A1-EU | 01339399 | 2,500 | 15 | 25 | 29 | 6.70 | 403 | 3/8" | 13 | 13.2 | 109.9 | 17.5/5.8 |
| W2A1-EU | 01338649 | 2,300 | 15 | 51 | 29 | 6.88 | 416 | 3/8" | 13 | 13.2 | 109.8 | 17.3/5.7 |
| W3A1-EU | 01340389 | 1,725 | 15 | 76 | 29 | 7.56 | 464 | 3/8" | 13 | 13.7 | 112.2 | 13.7/4.5 |
| W4A1-EU | 01340215 | 1,480 | 15 | 102 | 29 | 7.95 | 489 | 3/8" | 13 | 13.7 | 112.9 | 18.5/5.9 |

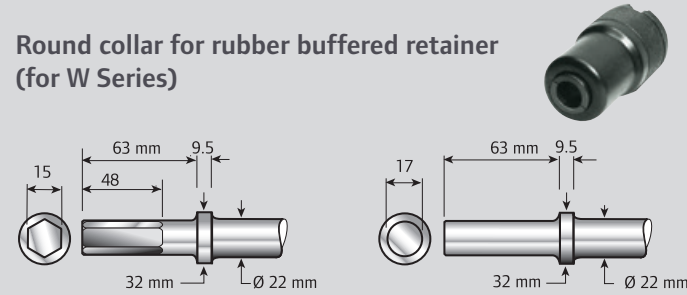
(1) ○ = Round shank — ◻ = Hexagonal shank.

(2) ISO28927 – 3-axis measurement: vibration level/measurement uncertainty.

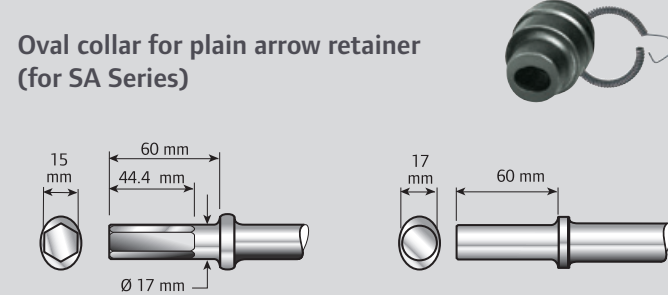
Chisels for W and SA Series chippers



Round collar for rubber buffered retainer (for W Series)



Oval collar for plain arrow retainer (for SA Series)



| | Model No. | CPN | Length (mm) | Weight (kg) |
|-----------------|-------------|----------|-------------|-------------|
| Round Shank | | | | |
| A | H3R-215F-12 | 03225661 | 305 | 0.8 |
| A | H3R-215F-18 | 03225687 | 455 | 1.1 |
| A | H3R-215F-24 | 03225703 | 610 | 1.3 |
| A | H3R-215F-36 | 03225729 | 915 | 2.4 |
| B | H3R-215B-12 | 03225745 | 305 | 0.8 |
| C | H3R-215M-12 | 03225596 | 305 | 0.8 |
| C | H3R-215M-18 | 92731769 | 455 | 1.1 |
| C | H3R-215M-24 | 56748650 | 610 | 1.3 |
| Hexagonal Shank | | | | |
| A | H3R-214F-12 | 03225133 | 305 | 0.8 |
| A | H3R-214F-18 | 03225158 | 455 | 1.1 |
| A | H3R-214F-24 | 03225174 | 610 | 1.3 |
| A | H3R-214F-36 | 03225190 | 915 | 2.4 |
| B | H3R-214B-12 | 03225364 | 305 | 0.8 |
| C | H3R-214M-12 | 03225059 | 305 | 0.8 |
| C | H3R-214M-18 | 03225083 | 455 | 1.1 |
| C | H3R-214M-24 | 03225109 | 610 | 1.3 |
| C | H3R-214M-36 | 03225125 | 915 | 2.4 |

| | Model No. | CPN | Length (mm) | Weight (kg) |
|------------------------|-------------|----------|-------------|-------------|
| Round Shank | | | | |
| A | HH1-215F-12 | 03487923 | 305 | 0.8 |
| A | HH1-215F-18 | 03487931 | 455 | 1.1 |
| A | HH1-215F-24 | 03487949 | 610 | 1.3 |
| A | HH1-215F-36 | 03487956 | 915 | 2.4 |
| B | HH1-215B-12 | 91137075 | 305 | 0.8 |
| C | HH1-215M-12 | 91137034 | 305 | 0.8 |
| C | HH1-215M-18 | 03487972 | 455 | 1.1 |
| C | HH1-215M-24 | 03487980 | 610 | 1.3 |
| Hexagonal Shank | | | | |
| A | HH1-214F-12 | 03221983 | 305 | 0.8 |
| A | HH1-214F-18 | 03487477 | 455 | 1.1 |
| A | HH1-214F-24 | 03487485 | 610 | 1.3 |
| A | HH1-214F-36 | 03487493 | 915 | 2.4 |
| B | HH1-214B-12 | 91137281 | 305 | 0.8 |
| C | HH1-214M-12 | 03222064 | 305 | 0.8 |
| C | HH1-214M-18 | 03487501 | 455 | 1.1 |
| C | HH1-214M-24 | 03487519 | 610 | 1.3 |
| C | HH1-214M-36 | 03487527 | 915 | 2.4 |

Notes

Airline & Additional Accessories

- 56 | Air Filters, Regulators and Lubricators
- 57 | Quick Release Couplings, Nipples and Hoses
- 59 | Spring Balancers – Tools Lubricants

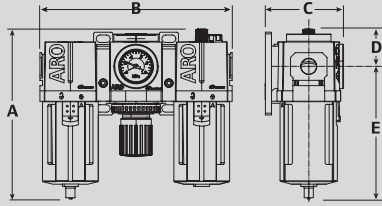


Get the most out of your tools! Ingersoll Rand takes a systematic approach to providing a complete solution to maximize your productivity as efficiently and safely as possible. To that end, we have supplemented our line of tools with air line accessories, ergonomic accessories and tools lubricants.

ARO-Flo Series

Filter + Regulator + Lubricator

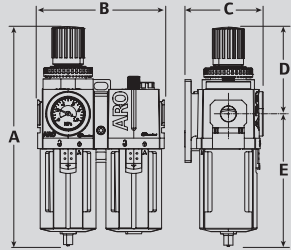
- Operating temperature: -5 to +79 °C.
- Maximum inlet pressure: 17.2 bar (250 psig).
- Pressure gauge: 0 to 9.7 bar (0-140 psig).
- 5 micron filter element.



| Dimensions | A mm | B mm | C mm | D mm | E mm |
|------------|---------|---------|---------|---------|---------|
| C381B1-821 | 149 | 120 | 80 | 42 | 107 |
| C382C1-811 | 199 | 168 | 84 | 45 | 154 |
| C383D1-811 | 216 | 221 | 90 | 43 | 173 |
| C383E1-811 | 216 | 221 | 90 | 43 | 173 |
| C384F1-811 | 292 | 282 | 109 | 55 | 237 |

Filter / Regulator + Lubricator

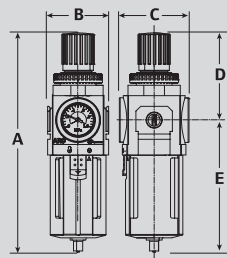
- Operating temperature: -5 to +52 °C.
- Maximum inlet pressure: 10.3 bar (150 psig).
- Pressure gauge: 0 to 9.7 bar (0-140 psig).
- 5 micron filter element.



| Dimensions | A mm | B mm | C mm | D mm | E mm |
|------------|---------|---------|---------|---------|---------|
| C381B1-600 | 157 | 80 | 80 | 67 | 90 |
| C382C1-600 | 209 | 112 | 84 | 86 | 123 |
| C383D1-600 | 252 | 145 | 90 | 100 | 152 |
| C383E1-600 | 252 | 145 | 90 | 100 | 152 |
| C384F1-610 | 351 | 186 | 109 | 133 | 218 |

Filter / Regulator

- Operating temperature. With polycarbonate bowl: -5 to +52°C. With metal bowl: -5 to +79°C.
- Maximum operating pressure. With polycarbonate bowl: 10.3 bar (150 psig). With metal bowl: 17.2 bar (250 psig).
- Pressure gauge: 0 to 9.7 bar (0-140 psig).
- 5 micron filter element.











| Dimensions | A mm | B mm | C mm | D mm | E mm |
|------------|---------|---------|---------|---------|---------|
| P391B4-600 | 157 | 40 | 74 | 67 | 90 |
| P391B4-624 | 175 | 40 | 74 | 67 | 108 |
| P392C4-600 | 207 | 56 | 79 | 86 | 121 |
| P392C4-614 | 229 | 56 | 79 | 86 | 143 |
| P393D4-600 | 253 | 70 | 80 | 100 | 153 |
| P393D4-614 | 276 | 70 | 80 | 100 | 176 |
| P393E4-600 | 253 | 70 | 80 | 100 | 153 |
| P393E4-614 | 276 | 70 | 80 | 100 | 176 |

| Model No. | CPN | in (BSP) BSP | Max. I/s (l) | Bowl material/ drain type mm | Fixing bracket CPN | 5µ filter element CPN |
|------------|----------|--------------|--------------|------------------------------------|--------------------------|-----------------------------|
| P391B4-600 | 15302813 | 1/4" | 22.1 | Polycarbonate/Manual | 15307416 | 15299183 |
| P391B4-624 | 15302847 | 1/4" | 22.1 | Metal/Automatic | 15307416 | 15299183 |
| P392C4-600 | 15315260 | 3/8" | 42.5 | Polycarbonate/Manual | 15307424 | 15299662 |
| P392C4-614 | 15315294 | 3/8" | 42.5 | Metal/Automatic | 15307424 | 15299662 |
| P393D4-600 | 15305337 | 1/2" | 79.5 | Polycarbonate/Manual | 15307432 | 15299407 |
| P393D4-614 | 15305360 | 1/2" | 79.5 | Metal/Automatic | 15307432 | 15299407 |
| P393E4-600 | 15305931 | 3/4" | 81.6 | Polycarbonate/Manual | 15307432 | 15299407 |
| P393E4-614 | 15305964 | 3/4" | 81.6 | Metal/Automatic | 15307432 | 15299407 |

(1) At 6.2 bar (90 psig)

Quick Release Couplings & Nipples



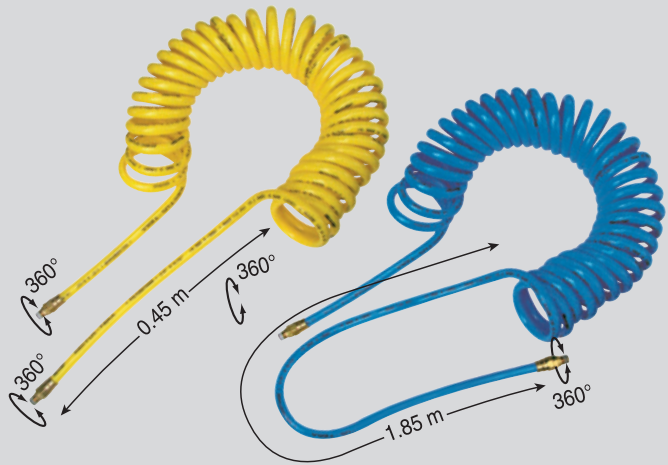
|  | | EURO 7.2 - 7.4 | |  | |  | |  | |  | |
|---|---------------|---------------------------|--------|---|----------|---|----------|---|---------|---|-----|
| | | Nipples BSP | | Standard couplings | | Safety couplings | | Safety couplings | | | |
| | | Part no. | CPN | Part no. | CPN | Part no. | CPN | Part no. | CPN | Part no. | CPN |
| Ø 7.2 – 7.4 mm | | | | Max: 16 bar – 25 L/s ⁽¹⁾ | | Max: 16 bar – 25 L/s ⁽¹⁾ | | Max: 12 bar – 30 L/s ⁽¹⁾ | | | |
|  | Male thread | 1/4" BSP | 77NMC2 | 88104070 | 7N7CCMC2 | 25010505 | 757CCMC2 | 25010398 | 757CMC2 | 88104187 | |
| | | 3/8" BSP | 77NMC3 | 88104088 | 7N7CCMC3 | 25010513 | 757CCMC3 | 25010406 | 757CMC3 | 88104195 | |
| | | 1/2" BSP | 77NMC4 | 88104096 | 7N7CCMC4 | 25010521 | 757CCMC4 | 25010414 | 757CMC4 | 88104203 | |
|  | Female thread | 1/4" BSP | 77NFC2 | 88104047 | 7N7CCFC2 | 25010471 | 757CCFC2 | 25010364 | 757CFC2 | 88104153 | |
| | | 3/8" BSP | 77NFC3 | 88104054 | 7N7CCFC3 | 25010489 | 757CCFC3 | 25010372 | 757CFC3 | 88104161 | |
| | | 1/2" BSP | 77NFC4 | 88104062 | 7N7CCFC4 | 25010497 | 757CCFC4 | 25010380 | 757CFC4 | 88104179 | |
|  | For hose | Ø 6 mm | 77NH06 | 88104104 | 7N7CCH06 | 25010539 | 757CCH06 | 25010422 | 757CH06 | 88104211 | |
| | | Ø 8 mm | 77NH08 | 88104112 | 7N7CCH08 | 25010547 | 757CCH08 | 25010430 | 757CH08 | 88104229 | |
| | | Ø 10 mm | 77NH10 | 88104138 | 7N7CCH10 | 25010562 | 757CCH10 | 25010455 | 757CH10 | 88104245 | |
| | | Ø 13 mm | 77NH13 | 88104146 | 7N7CCH13 | 25010570 | 757CCH13 | 25010463 | 757CH13 | 88104252 | |

| | | Nipples BSP | | Standard couplings | | Safety couplings | | Safety couplings | |
|---|----------|-------------|----------|-------------------------------------|----------|-------------------------------------|----------|-------------------------------------|----------|
| | | Part no. | CPN | Part no. | CPN | Part no. | CPN | Part no. | CPN |
| Ø 6 mm (1/4") | | | | Max: 12 bar – 13 L/s ⁽¹⁾ | | Max: 16 bar – 15 L/s ⁽¹⁾ | | Max: 12 bar – 13 L/s ⁽¹⁾ | |
|  Male thread | 1/4" BSP | IB6NMC2 | 88103015 | IBN6CMC2 | 88103197 | IBS6CCMC2 | 25010075 | IBS6CMC2 | 88103098 |
| | 3/8" BSP | IB6NMC3 | 88103023 | IBN6CMC3 | 88103205 | IBS6CCMC3 | 25010083 | IBS6CMC3 | 88103106 |
| | 1/2" BSP | – | – | IBN6CMC4 | 88103213 | IBS6CCMC4 | 25010091 | IBS6CMC4 | 88103114 |
|  Female thread | 1/4" BSP | IB6NFC2 | 88102991 | IBN6CFC2 | 88103163 | IBS6CCFC2 | 25010042 | IBS6CFC2 | 88103064 |
| | 3/8" BSP | IB6NFC3 | 88103007 | IBN6CFC3 | 88103171 | IBS6CCFC3 | 25010059 | IBS6CFC3 | 88103072 |
| | 1/2" BSP | – | – | IBN6CFC4 | 88103189 | IBS6CCFC4 | 25010067 | IBS6CFC4 | 88103080 |
|  For hose | Ø 6 mm | IB6NH06 | 88103031 | IBN6CH06 | 88103221 | – | – | IBS6CH06 | 88103122 |
| | Ø 8 mm | IB6NH08 | 88103049 | IBN6CH08 | 88103239 | IBS6CCH08 | 25010117 | IBS6CH08 | 88103130 |
| | Ø 10 mm | IB6NH10 | 88103056 | IBN6CH10 | 88103247 | IBS6CCH10 | 25010125 | IBS6CH10 | 88103148 |
| Ø 8 mm (3/8") | | | | Max: 12 bar – 33 L/s ⁽¹⁾ | | Max: 16 bar – 30 L/s ⁽¹⁾ | | Max: 12 bar – 33 L/s ⁽¹⁾ | |
|  Male thread | 1/4" BSP | IB8NMC2 | 88103296 | IBN8CMC2 | 88104567 | – | – | IBS8CMC2 | 88103395 |
| | 3/8" BSP | IB8NMC3 | 88103304 | IBN8CMC3 | 88104575 | IBS8CCMC3 | 25010158 | IBS8CMC3 | 88103403 |
| | 1/2" BSP | IB8NMC4 | 88103312 | IBN8CMC4 | 88104583 | IBS8CCMC4 | 25010166 | IBS8CMC4 | 88103411 |
|  Female thread | 1/4" BSP | IB8NFC2 | 88103262 | IBN8CFC2 | 88104534 | – | – | IBS8CFC2 | 88103361 |
| | 3/8" BSP | IB8NFC3 | 88103270 | IBN8CFC3 | 88104542 | IBS8CCFC3 | 25010133 | IBS8CFC3 | 88103379 |
| | 1/2" BSP | IB8NFC4 | 88103288 | IBN8CFC4 | 88104559 | IBS8CCFC4 | 25010141 | IBS8CFC4 | 88103387 |
|  For hose | Ø 8 mm | IB8NH08 | 88103320 | – | – | IBS8CCH08 | 25010174 | IBS8CH08 | 88103429 |
| | Ø 10 mm | IB8NH10 | 88103338 | IBN8CH10 | 88104609 | IBS8CCH10 | 25010182 | IBS8CH10 | 88103437 |
| | Ø 13 mm | IB8NH13 | 88103346 | IBN8CH13 | 88104617 | IBS8CCH13 | 25010190 | IBS8CH13 | 88103445 |
| Ø 11 mm (1/2") | | | | | | Max: 16 bar – 70 L/s ⁽¹⁾ | | | |
|  Male thread | 3/8" BSP | IB11NMC3 | 25014028 | – | – | IBS11CCMC3 | 25013939 | – | – |
| | 1/2" BSP | IB11NMC4 | 25014036 | – | – | IBS11CCMC4 | 25013947 | – | – |
| | 3/4" BSP | – | – | – | – | IBS11CCMC6 | 25013954 | – | – |
|  Female thread | 3/8" BSP | IB11NFC3 | 25014002 | – | – | IBS11CCFC3 | 25013905 | – | – |
| | 1/2" BSP | IB11NFC4 | 25014010 | – | – | IBS11CCFC4 | 25013913 | – | – |
| | 3/4" BSP | – | – | – | – | IBS11CCFC6 | 25013921 | – | – |
|  For hose | 10 mm | IB11NH10 | 25014044 | – | – | IBS11CCH10 | 25013962 | – | – |
| | 13 mm | IB11NH13 | 25014051 | – | – | IBS11CCH13 | 25013970 | – | – |
| | 16 mm | IB11NH16 | 25014069 | – | – | IBS11CCH16 | 25013988 | – | – |
| | 19 mm | IB11NH19 | 25014077 | – | – | IBS11CCH19 | 25013996 | – | – |

Polyurethane Recoil Hoses

- Operating temperature: -40 to +38 °C.
- Operating pressure: 8 bar (115 psi) at 24 °C.

| Part No. | CPN | mm | NPT | m | m | m |
|-------------|----------|-----|------|---|-----|------|
| Yellow Hose | | | | | | |
| 34102 | 92833375 | 6 | 1/4" | 3 | 2.5 | 0.15 |
| 34202 | 92833383 | 6 | 1/4" | 6 | 5 | 0.31 |
| 34302 | 92833391 | 6 | 1/4" | 9 | 8 | 0.43 |
| 35102 | 92833409 | 8 | 1/4" | 3 | 2.5 | 0.14 |
| 35202 | 92832526 | 8 | 1/4" | 6 | 5 | 0.30 |
| 35302 | 92833417 | 8 | 1/4" | 9 | 8 | 0.46 |
| IR36103 | 92835172 | 9.5 | 1/4" | 3 | 2.5 | 0.15 |
| IR36203 | 92835180 | 9.5 | 1/4" | 6 | 5 | 0.34 |
| IR36303 | 92835198 | 9.5 | 1/4" | 9 | 8 | 0.52 |
| IR36102 | 92835149 | 9.5 | 3/8" | 3 | 2.5 | 0.15 |
| IR36202 | 92835156 | 9.5 | 3/8" | 6 | 5 | 0.34 |
| IR36302 | 92835164 | 9.5 | 3/8" | 9 | 8 | 0.52 |
| IR37102 | 92835206 | 13 | 1/2" | 3 | 2.5 | 0.16 |
| IR37202 | 92835214 | 13 | 1/2" | 6 | 5 | 0.38 |
| Blue Hose | | | | | | |
| IR36713 | 88098991 | 9.5 | 3/8" | 6 | 5 | 0.34 |
| IR36715 | 88099015 | 9.5 | 3/8" | 9 | 7.5 | 0.52 |



PVC Round Hose, 30 m Coil

- Safety factor 4:1.

| Part No. | CPN | mm | mm | Max. operating pressure at 20 °C |
|----------|----------|-------|-------|----------------------------------|
| RH-6 | 92545730 | 6 mm | 11 mm | 18 bar |
| RH-8 | 92536036 | 8 mm | 13 mm | 15 bar |
| RH-10 | 92536044 | 10 mm | 14 mm | 13 bar |
| RH-12 | 92536051 | 13 mm | 17 mm | 11 bar |
| RH-16 | 92536069 | 16 mm | 21 mm | 11 bar |
| RH-19 | 92536077 | 19 mm | 24 mm | 11 bar |

Hose clamps

| Part No. | CPN | mm | Quantity |
|----------|----------|-----------|----------|
| CO-0911 | 56753080 | Ø 9 – 11 | 100 |
| CO-1113 | 56753098 | Ø 11 – 13 | 100 |
| CO-1315 | 56753106 | Ø 13 – 15 | 100 |
| CO-1518 | 56753122 | Ø 15 – 18 | 100 |
| CO-1821 | 56753148 | Ø 18 – 21 | 100 |
| CO-2225 | 56753163 | Ø 22 – 25 | 100 |

Hose Whips

| Part No. | CPN | NPT | mm |
|----------|----------|------|-----|
| 33104 | 91486340 | 1/4" | 300 |
| 33204 | 91486357 | 3/8" | 300 |
| 33304 | 91488205 | 1/2" | 300 |

Safety Blow Guns

- OSHA compliant with outlet pressure reduced to 2 bar for increased operator safety.

| Part No. | CPN | Max. air pressure | Description | mm |
|----------|----------|-------------------|--|----------|
| 94053 | 91487520 | 6-7 bar | Brass air screen tip produces conical air stream around direct centre air stream | 1/4" BSP |
| 94054 | 91488775 | 6-7 bar | For use with blow pipes only (1) | 1/4" BSP |
| 94057 | 91489732 | 6-7 bar | Tamper-proof vent holes increase total air flow | 1/4" BSP |
| 94058 | 25011222 | 10 bar | Composite material. Built-in blow pipe | 1/4" BSP |

(1) Blow pipe, 150 mm long, part no. 94055 (CPN: 91488783) – Blow pipe, 450 mm long, part no. 94056 (CPN: 91488791).



Spring balancers



| Model No. | CPN | Load capacity kg | Maximum stroke m | kg |
|---------------------------------|----------|------------------|------------------|------|
| BLD Series – Light-Duty | | | | |
| BLD-1 | 92073956 | 0.4–1.0 | 1.6 | 0.6 |
| BLD-2 | 92073964 | 1.0–2.0 | 1.6 | 0.6 |
| BLD-3 | 92073972 | 2.0–3.0 | 1.6 | 0.7 |
| BMD Series – Medium-Duty | | | | |
| BMDS-2 | 92842152 | 1.0–2.5 | 2.0 | 2.0 |
| BMDS-4 | 92842160 | 2.0–4.0 | 2.0 | 2.0 |
| BMDS-6 | 92842178 | 4.0–6.0 | 2.0 | 2.3 |
| BMDS-8 | 92842186 | 6.0–8.0 | 2.0 | 2.5 |
| BMDLN-4 | 17023730 | 2.0–4.0 | 2.5 | 2.9 |
| BMDLN-6 | 17023748 | 4.0–6.0 | 2.5 | 3.2 |
| BMDLN-8 | 17023755 | 6.0–8.0 | 2.5 | 3.5 |
| BMDLN-10 | 17023763 | 8.0–10.0 | 2.5 | 3.7 |
| BMDLN-12 | 17023771 | 10.0–14.0 | 2.5 | 4.0 |
| BMDLLN-4 (1) | 17023789 | 2.0–4.0 | 2.5 | 3.0 |
| BMDLLN-6 (1) | 17023797 | 4.0–6.0 | 2.5 | 3.3 |
| BMDLLN-8 (1) | 17023805 | 6.0–8.0 | 2.5 | 3.6 |
| BMDLLN-10 (1) | 17023813 | 8.0–10.0 | 2.5 | 3.8 |
| BIDS Series – Intermediate-Duty | | | | |
| BIDS-7 | 25015967 | 4.0–7.0 | 2.0 | 5.0 |
| BIDS-10 | 25015975 | 7.0–10.0 | 2.0 | 5.5 |
| BIDS-14 | 25015983 | 10.0–14.0 | 2.0 | 5.5 |
| BIDS-18 | 25015991 | 14.0–18.0 | 2.0 | 6.5 |
| BIDS-22 | 25016007 | 18.0–22.0 | 2.0 | 6.0 |
| BIDS-26 | 25016015 | 22.0–25.0 | 2.0 | 6.6 |
| BHD Series – Heavy-Duty | | | | |
| BHD-15 | 92841956 | 10.0–15.0 | 2.0 | 10.3 |
| BHD-20 | 92841964 | 15.0–20.0 | 2.0 | 10.6 |
| BHD-25 | 92841972 | 20.0–25.0 | 2.0 | 11.2 |
| BHD-30 | 92841980 | 25.0–30.0 | 2.0 | 11.5 |
| BHD-35 | 92841998 | 30.0–35.0 | 2.0 | 11.8 |
| BHD-45 | 92842004 | 35.0–45.0 | 2.0 | 12.4 |
| BHD-55 | 92842012 | 45.0–55.0 | 2.0 | 12.5 |
| BHD-65 | 92842020 | 55.0–65.0 | 2.0 | 13.6 |

(1) Locking type balancer: sharp pull on the wire rope will lock it in position allowing attached load to be manipulated freely – without weight compensation.

Hose Reel Balancers

| Model No. | CPN | Load capacity kg | Maximum stroke m | mm | kg |
|-----------|----------|------------------|------------------|------|-----|
| BHR-8 | 92073923 | 0.4 - 0.8 | 1.3 | 1/4" | 1.5 |
| BHR-15 | 92073931 | 0.7 - 1.5 | 1.3 | 1/4" | 1.5 |
| BHR-25 | 92073949 | 1.2 - 2.5 | 1.3 | 1/4" | 1.5 |



Grease and Oil

| Model No. | CPN | No. | Recommended use | Capacity |
|-----------|----------|-----|--|-------------------|
| Grease | | | | |
| 67-4T | 04637336 | 67 | For angle head tools | 0.12 L (tube) |
| 67-1 LB | 03773009 | | | 0.45 kg |
| 105-4T-6 | 04618930 | 105 | with metal housing | 6 tubes of 0.12 L |
| 105-1LB | 04279147 | | | 0.45 kg |
| 105-8LB | 04264875 | | | 3.60 kg |
| 115-4T | 04616157 | 115 | For Impacttools with composite housing | 0.12 L (tube) |
| 115-1LB | 04192480 | | | 0.45 kg |
| Oil | | | | |
| 1024 | 03875671 | 10 | For Impacttools, drills, screwdrivers and percussive tools | 0.12L (tube) |
| 10P | 03875689 | | | 0.50 L |
| 10G | 03875697 | | | 3.80 L |
| 50P | 03875705 | 50 | For grinders and Impacttools | 0.50 L |
| 50G | 03875713 | | | 3.80 L |



Lubricant Kits

| Part No. | CPN | Compatible tools |
|-------------|----------|---|
| 67-LBK1 | 04637344 | For angle head tools |
| 105-LBK1 | 04616090 | For Impacttools with metal housing |
| 115-LBK1 | 04616108 | For Impacttools with composite housing |
| VT22-SK1(1) | 17028549 | Lubricant kit (250 ml of oil + syringe) |

(1) Contains: grease 80 g, oil 0.12 L and grease pump.
(2) Note: VT22-T24 spindle lock key is required for oil change.



Grease Guns

| Part No. | CPN | Description |
|------------|----------|--|
| P25-228 | 03026978 | For hydraulic-type fittings |
| R000A2-228 | 03095015 | For flush-type fittings |
| GTH-1 | 04616124 | For Ingersoll Rand 0.12 l tube of grease |

| Product | Page | Product | Page | Product | Page | Product | Page | Product | Page | Product | Page | Product | Page | Product | Page |
|--------------------|------|--------------------|------|---------------------|------|---------------------|------|----------------------|------|---------------------|------|-----------------|------|------------------------|------|
| 002300..... | 42 | 2925RBP1Ti..... | 21 | 77A25F107-EU | 41 | 94058..... | 58 | C HH1-214M-12 | 52 | G3A100PP96AV | 36 | IBN6CFC3..... | 57 | M2A120RP95 | 45 |
| 002301..... | 42 | 2925RBP1TiEX | 24 | 77A45W109-EU | 41 | 9500..... | 49 | C HH1-214M-18 | 52 | G3A100PP96AV | 45 | IBN6CFC4..... | 57 | M2A180RG4 | 35 |
| 002302..... | 42 | 2925RBP3Ti | 21 | 77A60P107M-EU | 39 | 9510..... | 49 | C HH1-214M-24 | 52 | G3A120PG4M | 34 | IBN6CH06..... | 57 | M2A180RG4 | 45 |
| 002303..... | 42 | 2934B2-EU | 20 | 77A60P109M-EU | 39 | 99HL60H106-EU | 39 | C HH1-214M-36..... | 52 | G3A120PP945A | 45 | IBN6CH08..... | 57 | M2H180RG4 | 35 |
| 002304..... | 42 | 2934B2SP-EU | 25 | 77A60W107-EU | 41 | 99V60-K184 | 40 | C1101 | 13 | G3A120PP945AV | 45 | IBN6CH10 | 57 | M2H180RG4 | 45 |
| 002305..... | 42 | 2934B9-EU | 20 | 77A75P107M-EU | 39 | 99V60P107M-EU | 40 | C1101EU-K2 | 13 | G3A120PP945AV | 45 | IBN6CMC2..... | 57 | M2H200RG4 | 35 |
| 02A-MEDPD | 37 | 2934P2-EU | 20 | 77A-AM825-5..... | 37 | 99V60P109M-EU | 40 | C381B1-600 | 56 | G3A120PP95A | 45 | IBN6CMC3..... | 57 | M2H200RG4 | 45 |
| 03A-MEDPD | 37 | 2940B2SP-EU | 25 | 77A-AM825-5..... | 41 | 99V60S106M-EU | 40 | C381B1-821 | 56 | G3A120PP95AV | 45 | IBN6CMC4..... | 57 | M2H250RG4 | 35 |
| 105-1LB | 59 | 2A15A-EU | 51 | 77A-AM825-7..... | 41 | A HH1-214F-18 | 52 | C382C1-600 | 56 | G3A120PP95AV | 45 | IBN8CFC2..... | 57 | M2H250RG4 | 45 |
| 105-4T-6..... | 59 | 2A2SA-EU | 51 | 77A-AM825-9..... | 37 | A HH1-214F-24 | 52 | C382C1-811 | 56 | G3H150PG4M..... | 34 | IBN8CFC3..... | 57 | M2L025RS9 | 37 |
| 105-8LB | 59 | 312AC4A | 43 | 77A-AM825-9..... | 41 | A HH1-214F-36 | 52 | C382C1-811 | 56 | G3H150PG4M..... | 45 | IBN8CFC4..... | 57 | M2L025RS9 | 45 |
| 105-LBK1 | 59 | 314AC4A | 43 | 77H120H84-EU | 39 | AV1-126D | 48 | C383D1-600 | 56 | G3H180PG4M..... | 34 | IBN8CH10 | 57 | M2L040RS9 | 37 |
| 10G | 59 | 320AC4A | 43 | 77H120L10-EU | 39 | AV1-22C-10 | 48 | C383D1-811 | 56 | G3H180PG4M..... | 45 | IBN8CH13 | 57 | M2L040RS9 | 45 |
| 10P | 59 | 325SC4A | 43 | 77H308106-EU | 41 | AV1-22C-4 | 48 | C383D1-811 | 56 | G3L086PP95..... | 36 | IBN8CMC2..... | 57 | M2L055RS9 | 37 |
| 10Z4 | 59 | 325XC4A | 43 | 77H508106-EU | 41 | AV1-22C-5..... | 48 | C383E1-600 | 56 | G3L086PS10 | 37 | IBN8CMC3..... | 57 | M2L055RS9 | 45 |
| 116920..... | 42 | 330SC4A | 43 | 77H90L10-EU | 39 | AV1-22C-6..... | 48 | C383E1-811 | 56 | G3X150PG4M..... | 45 | IBN8CMC4..... | 57 | M2X075RG4 | 35 |
| 116930..... | 42 | 330XC4A | 43 | 77NFC2..... | 57 | AV1-22C-8 | 48 | C384F1-610 | 56 | G3X150PG4M..... | 45 | IBS11CCFC3..... | 57 | M2X075RG4 | 45 |
| 116940..... | 42 | 33104..... | 58 | 77NFC3..... | 57 | AV1-22S-16 | 48 | C384F1-811 | 56 | G3X150PH64 | 36 | IBS11CCFC4..... | 57 | M2X180RG4 | 35 |
| 117155..... | 42 | 33204..... | 58 | 77NFC4..... | 57 | AV1-22S-20 | 48 | CO-0911 | 58 | G3X180PG4M..... | 34 | IBS11CCFC6..... | 57 | M2X180RG4 | 45 |
| 122629..... | 42 | 33304..... | 58 | 77NH06 | 57 | AV1-22S-24 | 48 | CO-1113 | 58 | G3X180PG4M..... | 45 | IBS11CCH10..... | 57 | M2X180RH63 | 36 |
| 115-1LB | 59 | 335SC4A | 43 | 77NH08 | 57 | AV1-22S-28 | 48 | CO-1315 | 58 | GTH-1 | 59 | IBS11CCH13..... | 57 | M2X180RH63 | 45 |
| 115-4T | 59 | 33SKA-EU | 26 | 77NH13 | 57 | AV24-222S-26 | 48 | CO-1518 | 58 | H3R-214B-12 | 52 | IBS11CCH16..... | 57 | M2X200RG4 | 35 |
| 115-LBK1 | 59 | 33SMA-EU | 26 | 77NMC2..... | 57 | AV24-222S-38 | 48 | CO-1821 | 58 | H3R-214F-12 | 52 | IBS11CCH19..... | 57 | M2X200RG4 | 45 |
| 116H-K5 | 49 | 34102..... | 58 | 77NMC3..... | 57 | AVC10A1-EU | 48 | CO-2225 | 58 | H3R-214F-18 | 52 | IBS11CCMC3..... | 57 | M2X250RG4 | 35 |
| 118MAX | 49 | 34202..... | 58 | 77NMC4..... | 57 | AVC10C1-EU | 48 | D1130 | 13 | H3R-214F-24 | 52 | IBS11CCMC4..... | 57 | M2X250RG4 | 45 |
| 118MAXH | 49 | 34302..... | 58 | 7802RAKCEX | 24 | AVC12A1-EU | 48 | D1130EU-K2..... | 13 | H3R-214F-36 | 52 | IBS11CCMC6..... | 57 | NS11-122-19..... | 50 |
| 122MAX | 49 | 3445MAX-M | 33 | 7803RAKCEX | 24 | AVC13A1-EU | 48 | D1410 | 12 | H3R-214M-12 | 52 | IBS6CFC2..... | 57 | NS11-22-19..... | 50 |
| 122MAXH | 49 | 345MAX-M | 33 | 7N7CCFC2..... | 57 | AVC1-83..... | 48 | D1410EU-K2..... | 12 | H3R-214M-18 | 52 | IBS6CFC3..... | 57 | NS11A | 50 |
| 172L-EU | 50 | 35102..... | 58 | 7N7CCFC3..... | 57 | AVC24-283..... | 48 | D5140 | 11 | H3R-214M-24 | 52 | IBS6CFC4..... | 57 | NS11A7 | 50 |
| 172LNA1-EU..... | 50 | 35202..... | 58 | 7N7CCFC4..... | 57 | AVC26A1-EU | 48 | D5140-K22-EU | 11 | H3R-214M-36 | 52 | IBS6CH06..... | 57 | NS11-B22-19 | 50 |
| 182G-EU | 50 | 35302..... | 58 | 7N7CCH06 | 57 | AVC26B1-EU | 48 | DG110-700-6M | 35 | H3R-215B-12 | 52 | IBS6CH08..... | 57 | NS11B7..... | 50 |
| 182K1-EU | 50 | 3940A2Ti | 22 | 7N7CCH08 | 57 | B HH1-214B-12 | 52 | DG110-700-G2 | 35 | H3R-215F-12 | 52 | IBS6CH10..... | 57 | NS11-S22-19 | 50 |
| 182L-EU | 50 | 3940B2Ti | 22 | 7N7CCH10 | 57 | B8NH08 | 57 | DG110-700-G4 | 35 | H3R-215F-18 | 52 | IBS6CMC2..... | 57 | P25-228 | 59 |
| 182LNA1-EU | 50 | 3940B2TiEX | 24 | 7N7CCH13 | 57 | BC1110-EU | 13 | DG120HD-700-G6..... | 35 | H3R-215F-24 | 52 | IBS6CMC3..... | 57 | P391B4-600 | 56 |
| 1A1SA-EU | 51 | 3940P2Ti | 22 | 7N7CCMC2..... | 57 | BC1121-EU | 11 | DG120HD-700-G6..... | 38 | H3R-215F-36..... | 52 | IBS6CMC4..... | 57 | P391B4-624..... | 56 |
| 1A2SA-EU | 51 | 3942A2Ti | 22 | 7N7CCMC3..... | 57 | BHD-15..... | 59 | DG121HD-700-M8 | 35 | H3R-215M-12 | 52 | IBS8CFC2..... | 57 | P392C4-600 | 56 |
| 2101XPA | 18 | 3942B2Ti | 22 | 7N7CCMC4..... | 57 | BHD-20 | 59 | DG121HD-700-M8 | 38 | H3R-215M-18 | 52 | IBS8CFC3..... | 57 | P392C4-614..... | 56 |
| 2102XPA | 18 | 3942B2TiEX | 24 | 7P24L-EU | 41 | BHD-25 | 59 | EP50-514 | 42 | H3R-215M-24 | 52 | IBS8CFC4..... | 57 | P392C4-614 | 56 |
| 2115M-BOOT..... | 18 | 3955A2Ti | 22 | 7S48L-EU | 41 | BHD-30 | 59 | EP50-515..... | 42 | HH1-214F-12 | 52 | IBS8CH08..... | 57 | P393D4-600 | 56 |
| 2115M-BOOT | 19 | 3955B2Ti | 22 | 7S60L-EU | 41 | BHD-35 | 59 | EP50-516 | 42 | HH1-215B-12 | 52 | IBS8CH10..... | 57 | P393D4-614 | 56 |
| 2115PTiMAX | 19 | 3955B2TiEX | 24 | 7S7CCFC2..... | 57 | BHD-45..... | 59 | EP50-517..... | 42 | HH1-215F-12 | 52 | IBS8CH13..... | 57 | P393E4-600 | 56 |
| 2115QTiMAX | 19 | 3A1SA-EU | 51 | 7S7CCFC3..... | 57 | BHD-55..... | 59 | EP50K-EU | 42 | HH1-215F-18 | 52 | IBS8CMC2..... | 57 | P393E4-614..... | 56 |
| 2115QXPA | 18 | 3A2SA-EU | 51 | 7S7CCFC4..... | 57 | BHD-65..... | 59 | G160HD-700-1/4..... | 35 | HH1-215F-24 | 52 | IBS8CMC3..... | 57 | P4CS-6..... | 49 |
| 2125PTiMAX | 19 | 4151-HL | 44 | 7S7CCH06 | 57 | BHD-65..... | 59 | G160HD-700-1/4..... | 38 | HH1-215F-36 | 52 | IBS8CMC4..... | 57 | P4FS-6 | 49 |
| 2125QTiMAX | 19 | 4151-HL-2 | 44 | 7S7CCH08 | 57 | BHR-15 | 59 | G160HD-700-6MM..... | 35 | HH1-215M-12 | 52 | IBS8CMC4..... | 57 | P500-850..... | 41 |
| 212-BOOT..... | 20 | 4152-HL | 44 | 7S7CCH10 | 57 | BHR-25 | 59 | G160HD-700-6MM..... | 35 | HH1-215M-18 | 52 | IBS8CMC4..... | 57 | PBA416..... | 42 |
| 2130-BOOT..... | 18 | 4152-HL-SR | 44 | 7S7CCH13..... | 57 | BIDS-10 | 59 | G1621 | 13 | HH1-215M-24 | 52 | IBS8CMC4..... | 57 | POLA15000 | 42 |
| 2131PSP | 25 | 4429 | 49 | 7S7CCMC2..... | 57 | BIDS-14 | 59 | G162EU-K2..... | 13 | IB11NFC3..... | 57 | IBS8CMC4..... | 57 | QXC2P1000S12K2 | 7 |
| 2131PEX | 24 | 44SMA-EU | 26 | 7S7CCMC3..... | 57 | BIDS-18 | 59 | G1811 | 13 | IB11NFC4..... | 57 | IBS8CMC4..... | 57 | QXC2P1350S16K2 | 7 |
| 2135M-BOOT..... | 18 | 47568-2..... | 42 | 7S7CCMC4..... | 57 | BIDS-22 | 59 | G1811EU-K2..... | 13 | IB11NH10..... | 57 | IBS8CMC4..... | 57 | QXC2P2000S16K2 | 7 |
| 2135PQXPA..... | 18 | 47568-3..... | 42 | 7S7CFC2..... | 57 | BIDS-26 | 59 | G1A120PG4M..... | 34 | IB11NH13..... | 57 | IBS8CMC4..... | 57 | QXC2P200S12K2 | 7 |
| 2135QPTiMAX | 19 | 4A1SA-EU | 51 | 7S7CFC3..... | 57 | BIDS-7 | 59 | G1A120PG4M | 45 | IB11NH16..... | 57 | IBS8CMC4..... | 57 | QXC2P500S12K2 | 7 |
| 2135QXPA | 18 | 4A2SA-EU | 51 | 7S7CFC4..... | 57 | BL1203..... | 13 | G1A120PS4..... | 37 | IB11NH19..... | 57 | IBS8CMC4..... | 57 | QXC2PT1000NPS12 | 7 |
| 2145M-BOOT..... | 19 | 50G | 59 | 7S7CH06 | 57 | BL2012..... | 11 | G1A120PS418..... | 37 | IB11NMC3..... | 57 | IBS8CMC4..... | 57 | QXC2PT1350NPS16 | 7 |
| 2145QiMAX | 19 | 50P | 59 | 7S7CH08 | 57 | BL2022..... | 11 | G1A120PS812..... | 37 | IB11NMC4..... | 57 | IBS8CMC4..... | 57 | QXC2PT2000NPS16..... | 7 |
| 2145QiMAX-SP | 25 | 5102MAX | 33 | 7S7CH10 | 57 | BLD-1 | 59 | G1A200PG4M..... | 34 | IB6NFC2..... | 57 | IBS8CMC4..... | 57 | QXC2PT200NPS12 | 7 |
| 2155QiMAX | 19 | 5108MAX | 33 | 7S7CH13..... | 57 | BLD-2 | 59 | G1A200PG4M..... | 45 | IB6NFC3..... | 57 | IBS8CMC4..... | 57 | QXC2PT500NPS12 | 7 |
| 2155QiMAX-SP | 25 | 529 | 49 | 7S7CMC2..... | 57 | BLD-3 | 59 | G1A200PP63 | 36 | IB6NH06..... | 57 | IBS8CMC4..... | 57 | QXX2A52T0396PS12 | 7 |
| 2161-BOOT..... | 18 | 551SMA-EU | 26 | 7S7CMC3..... | 57 | BMDLLN-10..... | 59 | G1A200PS4..... | 37 | IB6NH08..... | 57 | IBS8CMC4..... | 57 | QXX2A52T0594PS12 | 7 |
| 2161XP | 18 | 588A1-EU | 23 | 7S7CMC4..... | 57 | BMDLLN-4..... | 59 | G1A200PS812..... | 37 | IB6NH10..... | 57 | IBS8CMC4..... | 57 | QXX2P1000PS12K2 | 7 |
| 2171XP | 18 | 5980A1-EU | 23 | 88HL60H106-EU | 39 | BMDLLN-6..... | 59 | G1H200PG4M..... | 34 | IB6NMC2..... | 57 | IBS8CMC4..... | 57 | QXX2P1350PS16K2 | 7 |
| 2235M-BOOT..... | 19 | 5982A1-EU | 23 | 88S45W109-EU | 41 | BMDLLN-8..... | 59 | G1H250PG4M..... | 34 | IB6NMC3..... | 57 | IBS8CMC4..... | 57 | QXX2P2000PS16K2 | 7 |
| 2235QTiMAX | 19 | 61H120G4-EU | 38 | 88S60W107-EU | 41 | BMDLLN-10..... | 59 | G1H250PG4M..... | 45 | IB8NFC2..... | 57 | IBS8CMC4..... | 57 | QXX2P200PS12K2 | 7 |
| 22KA1-EU | 26 | 61H120H63-EU | 39 | 88V60-K184 | 40 | BMDLN-12..... | 59 | G1H250PH63..... | 36 | IB8NFC3..... | 57 | IBS8CMC4..... | 57 | LUB5130..... | 11 |
| 22KWA1-EU | 26 | 61H120L6-EU | 39 | 88V60P107M-EU | 40 | BMDLN-4..... | 59 | G1H250PH63..... | 36 | IB8NFC4..... | 57 | IBS8CMC4..... | 57 | LUB5130-K12-EU | 11 |
| 22MA2-EU | 26 | 61H150G4-EU | 38 | 88V60P109M-EU | 40 | BMDLN-6..... | 59 | G1H350PG4M..... | 45 | M2A090RP95..... | 36 | IBS8CMC4..... | 57 | M2A090RP95..... | 45 |
| 2902P1 | 20 | 61H150H63..... | 39 | 88V60S106M-EU | 40 | BMDLN-8..... | 59 | G1X200PG4M..... | 34 | M2A120RG4 | 35 | IBS8CMC4..... | 57 | M2A120RG4 | 45 |
| 2906P1-EU | 20 | 61H150L6-EU | 39 | 88V85P107M-EU | 40 | BMDS-2..... | 59 | G1X250PG4M..... | 34 | M2A120RG4 | 45 | IBS8CMC4..... | 57 | M2A120RG4 | 45 |
| 2920B1-EU | 20 | 67-1 LB | 59 | 94053..... | 58 | BMDS-4..... | 59 | G1X250PG4M..... | 45 | M2A120RP945 | 36 | IBS8CMC4..... | 57 | M2A120RP945 | 45 |
| 2920B9-EU | 20 | 67-4T | 59 | 94054..... | 58 | BMDS-6..... | 59 | G1X350PG4M..... | 34 | M2A120RP945 | 45 | IBS8CMC4..... | 57 | M2A120RP945 | 45 |
| 2925RB2Ti..... | 21 | 67-LBK1 | 59 | 94057..... | 58 | BMDS-8..... | 59 | G3A100PP96A | 45 | M2A120RP95..... | 36 | IBN6CFC2..... | 57 | M2A120RP95..... | 36 |

Notes

Notes



Ingersoll Rand (NYSE:IR) advances the quality of life by creating comfortable, sustainable and efficient environments. Our people and our family of brands — including Club Car®, Ingersoll Rand®, Thermo King® and Trane® — work together to enhance the quality and comfort of air in homes and buildings; transport and protect food and perishables; and increase industrial productivity and efficiency. We are a global business committed to a world of sustainable progress and enduring results.



[ingersollrandproducts.com](https://www.ingersollrandproducts.com)

We are committed to using environmentally conscious print practices.

Nothing contained on these pages is intended to extend any warranty or representation, expressed or implied, regarding the product described herein. Any such warranties or other terms and conditions of sale of product shall be in accordance with Ingersoll Rand's standard terms and conditions of sale for such products, which are available upon request. Product improvement is a continuing goal at Ingersoll Rand. Designs and specifications are subject to change without notice or obligation.