

Medium & Heavy Assembly Tools
Outils d'assemblage moyens et lourds
Mittlere und schwere Montagewerkzeuge
Intermedio y constantemente montaje herramientas
Medie e forte montaggio utensili

5 to 9
Series



Standard
Equipment

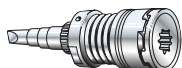
Clutch spring(s)	Ressort(s) de limiteur	Kupplungs-federn	Muelles de embrague	Molle della frizione
Dead handle on model 7RANP1-EU	Poignée auxiliaire (modèle 7RANP1-EU)	Hilfsgriff (Modell 7RANP1-EU)	Mango de sujeción (mod. 7RANP1-EU)	Impugnatura ausiliaria (mod. 7RANP1-EU)

Specifications at 90 psi – Caractéristiques à 620 kPa
Technische Daten bezogen auf 620 kPa
Especificaciones a 620 kPa – Caratteristiche a 620 kPa









Pistol Grip Screwdrivers
Visseuses à Poignée Révolver
Drehschrauber mit Pistolengriff
Atornilladores con Empuñadura de Pistola
Cacciaviti con Impugnatura a Pistola

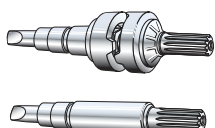


7RAMC1-EU



Adjustable cushion clutch models — Modèles avec limiteur de couple réglable à billes — Modelle mit einstellbarer Rutschkupplung — Modelos con embrague ajustable deslizante — Modelli con frizione regolabile a cuscino









Ref.	 Nm ⁽¹⁾	 Nm ⁽¹⁾	 rpm	 kg	 mm	 mm	 in	 l/min
5RANC1-EU	1.5 - 6.2	6.2 - 8.0	900	1.30	241	21	1/4	480
7RAMC1-EU	2.3 - 9.7	2.9 - 12.5	1000	1.50	268	22	1/4	760






Positive jaw clutch and direct drive models
A limiteur de couple à clabots ou entraînement direct
Mit nicht einstellbarer Klauenkupplung oder mit Direktantrieb
Modelos con embrague positivo o accionamiento directo
Modelli con frizione a ganasce oblique o trasmissione diretta



5RALD1-EU

Ref.	 Nm		 rpm	 kg	 mm	 mm	 in	 l/min
POSITIVE JAW CLUTCH — EMBRAYAGE À CLABOTS — KLAUENKUPPLUNG — EMBRAGUE POSITIVO — FRIZIONE A GANASCE OBLIQUE								
5RANP1-EU	8.0	M4 - M6	900	1.0	203	21	1/4	480
7RAMP1-EU	13.1	M5 - M6	1000	1.4	237	22	1/4	760
7RANP1-EU	18.8	M8	700	1.4	237	22	1/4	760
DIRECT DRIVE — ENTRAÎNEMENT DIRECT — DIREKTANTRIEB — ACCIONAMIENTO DIRECTO — TRASMISSIONE DIRETTA								
5RALD1-EU	4.0	M4	2000	0.85	184	21	1/4	480
5RAND1-EU	8.0	M6	900	0.95	203	21	1/4	480

Series / Baureihe			
5	75 dBa	1/4" NPT	6 mm
7	79 dBa	1/4" NPT	8 mm

(1) The torque range indicated in bold letter corresponds to the spring installed on the tool.
(1) La gamme de couple indiquée en gras correspond au ressort monté sur la machine.
(1) Kupplungsfedern werden mitgeliefert, fett gedruckte Drehmomentangaben gelten für werkseitig eingebaute Feder.
(1) La gama de par en negrita corresponde con el muelle instalado en la herramienta.
(1) La molla indicata in grossetto corrisponde a quella montata sulla macchina.