


2900-Series

The 2900 Series is designed with durability in mind, from the vanes turning the motor to the hammer frames and anvil for intensive and heavy-duty industrial maintenance and production applications.

Control: 5-position power regulator helps adjusting the power to the application on 2902P1 and 2906P1. 90° angle drive available on 2920 and 2934 impacttools.

Reliability: Ingersoll Rand Twin Hammer impact mechanism (except 2902P1). Pressure-fed mechanism lubrication.













Comfort: integral muffler reducing operator's fatigue. Ergonomic auxiliary handle provides excellent maneuverability.



2920B1-EU



Technical Specifications at 6.2 bar (90 psi) dynamic pressure at inlet

Model No.	CPN	Profile												
Air Impacttool/Jumbo Hammer Mechanism														
2902P1	01198498	P	3/8" pin type	27–163	244	10,000	1,500	1.25	140	1/4"	10	7.0	79.7	7.6/1.8
Air Impacttool/Twin Hammer Mechanism														
2906P1-EU	01337609	P	1/2" pin type	54–475	678	5,000	1,200	2.72	175	1/4"	10	10.8	83.7	7.2/0.8
2934P2-EU	01337989	P	1" hole type	678–1,490	2,034	5,300	825	9.07	219	1/2"	19	22.1	92.4	18.3/5.3
2920B1-EU	01338045	B	3/4" hole type	339–1,085	1,492	5,000	950	5.98	318	3/8"	13	17.0	87.9	19.9/6.6
2934B2-EU	01337591	B	1" hole type	678–1,490	2,034	6,600	750	8.39	286	1/2"	19	22.1	97.9	18.8/3.7
2920B9-EU	01338896	B9	3/4" hole type	203–678	746	5,000	950	10.75	445	3/8"	13	17.0	91.8	19.9/6.6
2934B9-EU	01338227	B9	1" hole type	339–678	1,017	5,300	780	16.2	473	1/2"	19	22.1	96.2	30.8/10.2

(1) Hole-type square drives for use with socket retaining rings (see description page 28).
(2) ISO28927 – 3-axis measurement: vibration level/measurement uncertainty.

2900-Series Accessories

Model No.	CPN	Description	Compatibility
212-BOOT	45505344	Protective tool boot in vinyl material	2902P1


2925-Series

The 2925 Series comes with an unbeatable feature list which meets the most demanding requirements for enhanced performance and unbeatable durability in super heavy industrial applications.

Performance: Ingersoll Rand Twin Hammer impact mechanism.

Durability: Titanium hammer case is lightweight with unparalleled durability. Corrode-X™-corrosion resistant treatment on internal parts guards against contaminants in the air system.











Adaptability: the motor can be easily converted to provide maximum torque in forward direction for fastening applications.



2925RB2Ti



Technical Specifications at 6.2 bar (90 psi) dynamic pressure at inlet

Model No.	CPN	Profile												
Air Impacttool/Twin Hammer Mechanism														
2925RBP1Ti	80147036	P	3/4" hole type	1,763	2,169	5,200	1,050	5.44	226	3/8"	13	28.3	95.9	10.5
2925RBP3Ti	80147044	P	1" hole type	407–1,288	2,169	5,200	1,050	5.54	230	3/8"	13	28.0	98.0	10.5/1.0
2925RB2Ti	80147051	B	1" hole type	407–1,356	2,304	6,500	900	6.89	334	3/8"	13	28.0	100.2	9.8/1.3

(1) Hole-type square drives for use with socket retaining rings (see description page 28).
(2) ISO28927 – 3-axis measurement: vibration level/measurement uncertainty.



See our impact sockets and impact socket sets on pages 27-29